



Standard stock  
tyres

Sponge  
tyres


#### OPTIONAL TYRES AND SPARES

- RS201** HARD Lowered front tyres (x4)
- RS202WS** Rear wide "full" tyres SOFT 22 shore (x4)
- RS202WG** Rear wide "full" tyres NEW G25 racing compound (x4)
- RS202WSG** Rear wide "full" tyres SUPERGRIP 15 shore (x4)
- RS204W** Sponge tyres (x2)
- RS188S** Rear wheels + sponge tyres + M3 screws "glued"
- RS208A** Brass "nut" H1.0mm - ZERO FLOATING (x4)
- RS208B** Brass "nut" H2.0mm - (x4)
- RS208C** Brass "nut" H2.5mm - (x4)
- RS208D** Brass "nut" H3.0mm - (x4)
- S-409S** Brass bearings for axle holders 3/32" axle (x2)
- S-419A** Ergal AW spur gear 33 T Ø 12.4 + M3 screw (x1)
- S-421A** Screws M2x6 Sink Head for Allen Key 1.3mm (x10)
- S-421C** Screws M2x4 Sink Head for Allen Key 1.3mm (x10)




#### MERCEDES CLK GTR SPARE PARTS

- RS180** CLK GTR - Full white body kit
- RS181** White body parts set
- RS181M** Rubber mirrors (x1 set)
- RS181W** Rubber rear wing (x1)
- RS182** Painted clear parts set (windows + lights)
- RS183** Lexan cockpit set
- RS184** Aluminum anodized body plate
- RS185** Aluminum anodized chassis plate
- RS166** Unpainted wheel inserts set



RS 0093 #10  
FIA GT Championship 1997  
GT1 Class



RS 0094 #11  
FIA GT Championship 1997  
GT1 Class

WHITE KIT  
RS096 - CLK GTR White Kit



[www.revoslotcars.com](http://www.revoslotcars.com)  
[revoslot@revoslotcars.com](mailto:revoslot@revoslotcars.com)

**MERCEDES**  
**CLK GTR**  
1 / 3 2 SCALE



RS 0095  
CLK GTR twin pack  
FIA GT Championship 1997

# Professional mechanics

High quality components

YOU CAN FIND ALL THE SPARES AT BRM MODEL CARS 

**RS201M**  
Front stock tyres  
low profile (x4)

**RS187** Front aluminum  
wheels + M3 screws (x2)  
**RS188** Rear aluminum  
wheels + M3 screws (x2)

**RS205M**  
Front axle holders +  
screws (x2)

**RS208**  
Brass nuts (x4)  
+ screws for  
chassis floating

**RS211** 21000 rpm  
Motor + wires

**RS202W**  
Rear wide "full"  
tyres STANDARD  
30 shore (x4)



**RS209**  
Calibrated 50mm  
steel axles - Ø 3mm (x2)



**RS210W** Guide  
9mm depth  
wooden tracks  
(x2)


**RS210** Guide  
7mm depth  
wooden tracks  
(x2)

**RS210S** Guide  
steel screws  
(x2)



**RS210SP**  
Guide spring (x2)

**RS184** Aluminum anodized  
body plate8



**RS185** Aluminum anodized  
chassis plate

Floating  
adjustable  
chassis



**RS207**  
Aluminum motor  
holder + screws

**RS213** Full set of screws



**RS206**  
Rear axle  
holders +  
screws (x2)



**S-410** Ball bearings  
3x6mm flanged (x2)



**S-419** Nylon with  
aluminum hub AW  
spur gear  
33T - Ø 12,4mm +  
M3 screw (x1)

**RS212**  
12T pinion  
Ø 6.4mm (x2)

