



Standard stock
tyres



Sponge
tyres

OPTIONAL TYRES AND SPARES


- RS201 HARD Lowered front tyres (x4)
- RS202WS Rear wide "full" tyres SOFT 22 shore (x4)
- RS202WG Rear wide "full" tyres NEW G25 racing compound (x4)
- RS202WSG Rear wide "full" tyres SUPERGRIP 15 shore (x4)
- RS204W Sponge tyres (x2)
- RS158S Rear wheels + sponge tyres + M3 screws "glued"
- RS208A Brass "nut" H1.0mm - ZERO FLOATING (x4)
- RS208B Brass "nut" H2.0mm - (x4)
- RS208C Brass "nut" H2.5mm - (x4)
- RS208D Brass "nut" H3.0mm - (x4)
- S-409S Brass bearings for axle holders 3/32" axle (x2)
- S-419A Ergal AW spur gear 33 T Ø 12.4 + M3 screw (x1)

TOYOTA GTone SPARE PARTS

- RS150 Full white body kit
- RS151 White body parts set
- RS152 Painted clear parts set (windows + lights)
- RS153 Lexan cockpit set
- RS154 Aluminum anodized body plate
- RS155 Aluminum anodized chassis plate
- RS156 Unpainted wheel inserts



RS 0042 #1
24h Le Mans 1999



RS 0043 #2
24h Le Mans 1999



RS 0044 #3
24h Le Mans 1999

WHITE KIT
RS 0047



BOX SET
RS 0046



www.revoslotcars.com
revoslot@revoslotcars.com

TOYOTA
GTone
1 / 3 2 SCALE

Professional mechanics

High quality components

YOU CAN FIND ALL THE SPARES AT BRM MODEL CARS 

RS201M
Front stock tyres
low profile (x4)



RS157 Front aluminum
wheels + M3 screws (x2)
RS158 Rear aluminum
wheels + M3 screws (x2)



RS205M
Front axle holders +
screws (x2)



RS208
Brass nuts (x4)
+ screws for
chassis floating



RS211 21000 rpm
Motor + wires



RS202W
Rear wide "full"
tyres STANDARD
30 shore (x4)

RS209
Calibrated 50mm
steel axles - Ø 3mm (x2)



RS210W Guide
9mm depth
wooden tracks
(x2)



RS210 Guide
7mm depth
(x2)



RS210S Guide
steel screws
(x2)



RS210SP
Guide spring (x2)



RS154 Aluminum anodized
body plate



RS155 Aluminum
anodized chassis plate

Floating
adjustable
chassis

RS207 Aluminum Motor
holder + photo-etch +
screws



RS213 Full set of screws

Brass axle
spacers



RS206
Rear axle
holders +
screws (x2)



S-410 Ball bearings
3x6mm flanged (x2)



S-419 Nylon with
aluminum hub AW
spur gear
33T - Ø 12,4mm +
M3 screw (x1)

RS212
12T pinion
Ø 6.4mm (x2)

