

U. K. PRICE 1/-

# SCALEXTRIC

Regd.  
MODEL MOTOR RACING



EIGHTH EDITION





# SET '30'

**WITH SKID CHICANE FOR ADDED THRILLS**


Set Contents:—

- 1 C/85 BRM Formula 1 Car.
- 1 C/86 Porsche Formula 1 Car.
- 6' 9" (206 cm) of Track comprising:
  - 4 Standard Curves.
  - 2 Double Inner Curves.
  - 1 Starting Line Straight.
  - 1 SKID CHICANE.
  - 4 Crash Barriers.
  - 8 Banking Wedges.
  - 2 Hand Throttles (A/256).

Although this is the smallest of the Scalextric Range of model car racing sets, it can quite easily be gradually extended to a super figure-8, eight lane circuit by regularly adding additional track sections.



3' 3" x 1' 8" (89 cm x 53 cm app.)



# SET '31'

**WITH FLY-OVER TO GIVE EQUAL LENGTH TO BOTH LANES**

Set Contents:—


- 1 C/85 BRM Formula 1 Car.
- 1 C/86 Porsche Formula 1 Car.
- 12' 6" (381 cm) of Track comprising:
  - 4 Standard Curves.
  - 2 Inner Curves.
  - 2 Double Inner Curves.
  - 1 Straight 'C'.
  - 5 Straight 'D'.
  - 1 Starting Line Straight.
  - 6 Crash Barriers.
  - 12 Banking Wedges.
  - 2 Bridge Pillars.
  - 2 Hand Throttles (A/256).

An excellent Set as a basis upon which to build a replica of one of the famous full size racing circuits (see page 9 for '101 Circuits'). It can also, of course, be quite easily extended by adding any of the super track accessories shown in this catalogue.

Power Units are not included in these sets, see page 23.



8' 5" x 2' 11" (165 cm x 59 cm app.)



6' x 2' 4" (183 cm x 71 cm app.)



5' 8" x 2' 2" (173 cm x 58 cm app.)



# SET '40'

**SUPER EXCITEMENT WITH THE BLOW-OUT**


Set Contents:—

- 1 C/81 Cooper Formula 1 Car.
- 1 C/82 Lotus Formula 1 Car.

12' 6" (381 cm) of Track comprising:

- 4 Standard Curves.
- 2 Inner Curves.
- 2 Double Inner Curves.
- 1 Straight 'C'.
- 4 Straight 'D'.
- 1 Starting Line Straight.
- 1 BLOW-OUT.
- 6 Crash Barriers.
- 12 Banking Wedges.
- 2 Bridge Pillars.
- 2 Hand Throttles (A/256).

The family can join in the fun by operating the Blow-Out unit while you and your opponent concentrate on driving your cars.



# SET '45'

**SUPER EXCITEMENT WITH THE 90° CROSS-OVER AND MINI-COOPER CARS**

Set consists:—

- 2 C/76 Mini-Coopers.

14' 0" (427 cm) of Track comprising:

- 12 Standard Curves.
- 4 Straight 'C'.
- 1 Straight 'D'.
- 1 Starting Line Straight.
- 1 Right-Angle Crossing.
- 8 Crash Barriers.
- 8 Banking Wedges.
- 2 Hand Throttles (A/256).

Mini Car Racing with the added thrills of a Right-Angle crossing – an exciting circuit on which you not only drive fast, but must take care to avoid crashes with your opponent at the crossroads.

A Power Unit is not included with these Sets – see page 23.







# SET '50'

**WITH LAP COUNTER, FLY-OVER AND TWO OF THE LATEST FORMULA 1 CARS**

1 C/81 Cooper Formula 1 Car.

1 C/82 Lotus Formula 1 Car.

**16' 8" (508 cm) of Track including:—**

10 Standard Curves.

3 Straight 'C'.

5 Straight 'D'.

1 Starting Line Straight.

1 LAP COUNTER

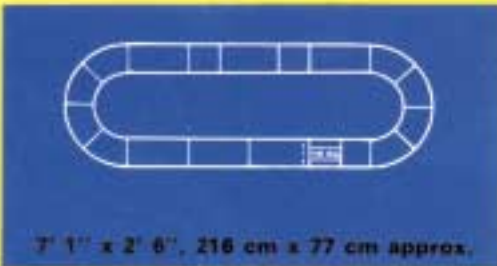
2 Fly-over Bridge Supports.

6 Crash Barriers.

12 Banking Wedges.

2 Hand Throttles (A/256).

The Lap Counter, which counts up to 15 laps for the two cars on the 2 Lane Circuit, may of course be used to count any number of laps by simply noting each time it passes 15. Power unit not included (see page 23).





# SET '65'

**SUPER EXCITEMENT WITH THE PENALTY CHICANE, LARGE FIGURE 8 CIRCUIT AND TWO FAMOUS SPORTS CARS**

1 C/74 Austin Healey 3,000.

1 C/75 Mercedes 190SL.

**19' 0" (579 cm) of Track including:—**

10 Standard Curves.

2 Straight 'C'.

7 Straight 'D'.

1 Starting Line Straight.

2 Fly-over Bridge Supports.

1 PENALTY CHICANE.

6 Crash Barriers.

13 Banking Wedges.

1 Start/Finish Banner.

2 Hand Throttles (A/256).

A Penalty Chicane is included for super excitement, if a car touches one of the obstacles on the chicane a loud buzzer is operated and the car's driver must suffer the handicap of a pre-arranged penalty. Power unit not included (see page 23).




8' 7" x 3' 0", 262 cm x 92 cm approx.



8' 6" x 3' 10", 259 cm x 117 cm approx.



7' 10" x 3' 3", 238 cm x 99 cm approx.





**A FANTASTIC CAR CHASE SET WITH SPECIAL OPERATING CARS AND A CIRCUIT PACKED WITH UNTOLD THRILLS**

007 - James Bond - The name strikes a chill of fear through the hearts of the enemy underworld. This Fabulous Scalextric Set puts all the thrills and super excitement of a tremendous 007 Car Chase right in your hands.

Drive the famous 007 Aston Martin G.T. and chase the underworld's Black Mercedes, when you catch it and ram its rear bumper, a spring will be released to roll it crashing off the Highway.

007 in the Aston Martin is well protected, if the Mercedes touches the rear bumper a bullet-proof screen springs up behind the rear window, the enemy spy passenger is ejected through the Sunshine Roof after a rock in the road has been passed a number of times. However care must be taken by both drivers on the 90° crossing and the various chicanes to avoid being rammed and crashed off the road by the other car.

This Fantastic Set may of course, be extended by adding any of the Track Sections and Accessories in the Scalextric Range.

(Power Unit not included. See page 23.)

# '007' SET

**Set Contents**

- |  |                              |
|--|------------------------------|
| 1 Special 007 Aston Martin G.T.            | 1 Skid Chicane               |
| 1 Special Mercedes 190SL Sports            | 4 Standard Curve Chicanes    |
|  | 1 Special Operating Straight |
|  | 1 Right angle crossing       |
| <b>18' 8" (569 cm) of Track including:</b> | 4 Straw Bales                |
| 4 Straight 'C'                             | 8 Oil Drums                  |
| 8 Standard Curves                          | 6 Banking Wedges             |
| 2 Converging Chicanes                      | 10 Marker Cones              |
| 1 Chicane Straight                         | 2 Hand Throttles (A/256)     |

**ASTON MARTIN  
BULLET-PROOF  
SCREEN!!**




**EJECTOR SEAT!!**

**MERCEDES  
TOUCH BUMPER-  
CRASH ACTION!**



**ABSOLUTE REALISM!!**



**TOUCH BUMPER-CRASH ACTION!**



# SET '80'

## SUPER EXCITEMENT FOR ALL THE FAMILY, 4 LANE 4 CAR GRAND PRIX RACING

1 C/81 Cooper Formula 1 Car (Red).      1 C/82 Lotus Formula 1 Car (Green).  
1 C/81 Cooper Formula 1 Car (White).    1 C/82 Lotus Formula 1 Car (Blue).

The 29' 0" (884 cm) of two lane track includes:—

- |                            |                           |
|----------------------------|---------------------------|
| 8 Standard Curves.         | 16 Banking Wedges.        |
| 16 Outer Curves.           | 36 Lane Clips.            |
| 10 Straights 'D'.          | 4 Hand Throttles (A/256). |
| 2 Starting Line Straights. | 2 Power Boost Connectors. |
| 10 Crash Barriers.         |                           |

In addition to the 4 lane circuits plans are given for a large number of 2 lane circuits for use when only 2 people are racing.

Power unit not included – see page 23 for advice.





# SET '90'

**WITH TWO FORMULA 1 AND TWO SPORTS CARS, PIT STOP, LAP COUNTER, CHANGE-OVERS AND SKID CHICANE**

Set Comprises:—

1 C/81 Cooper      1 C/82 Lotus      1 C/74 Austin Healey      1 C/75 Mercedes

**32' 6" (991 cm) of track including:—**

10 Standard Curves.	1 Starting Line Straight.	2 Bridge Supports.
12 Outer Curves.	1 PAIR OF CHANGE-OVERS.	14 Crash Barriers.
1 Straight 'A'.	1 PIT STOP SET.	22 Banking Wedges.
3 Straight 'C'.	1 LAP COUNTER.	2 Hand Throttles.
7 Straight 'D'.	1 SKID CHICANE.	1 Start/Finish Banner.

On the circuits of this fabulous set you can hold either Grand Prix or Sports Car Race Meetings. There is a Fly-over Bridge, Change-over Tracks, a Lap Counter and the wonderful Pit Stop Set to drive into when your car requires minor attention during a meeting.



8' 4" x 6' 10" - 284 cm x 208 cm approx.



8' 10" x 4' 0" - 269 cm x 120 cm approx.



8' 10" x 5' 9" - 269 cm x 175 cm approx.





# EXTENSION PACK

CAT.Nº HP/1

**Contents:**

- 1 Hump Back Bridge.
- 2 Change-over Tracks.
- 2 Straights 'B'.
- 1 Start/Finish Banner.
- 1 Starter on Rostrum.
- 2 Paling Sections with Flagpoles.
- 1 Gate Unit.
- 6 Hurdles.
- 1 Pit Accessories Set.
- 1 Track Officials and Pit Crew Set.
- 1 Vendors and Spectators Set.
- 1 Sheet Official Flags.
- 1 Sheet Decorative Flags.

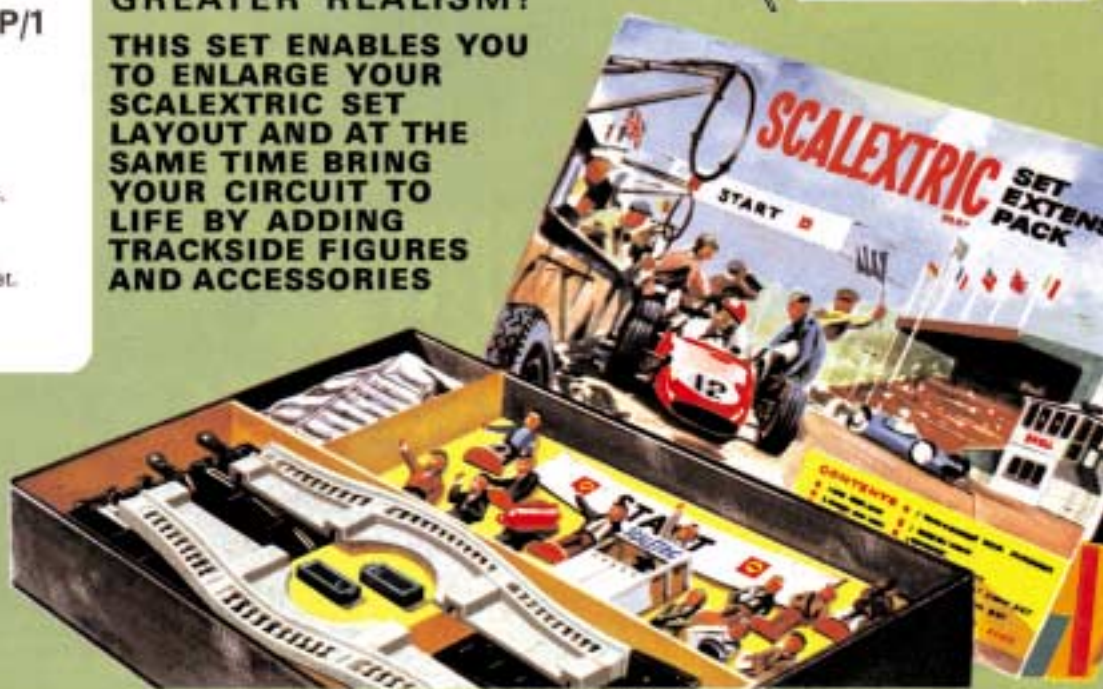
THIS EXTENSION PACK IS SUITABLE FOR USE WITH THE FOLLOWING SETS:—

'30', '31', '40', '45', '50' and '65'

## larger layouts

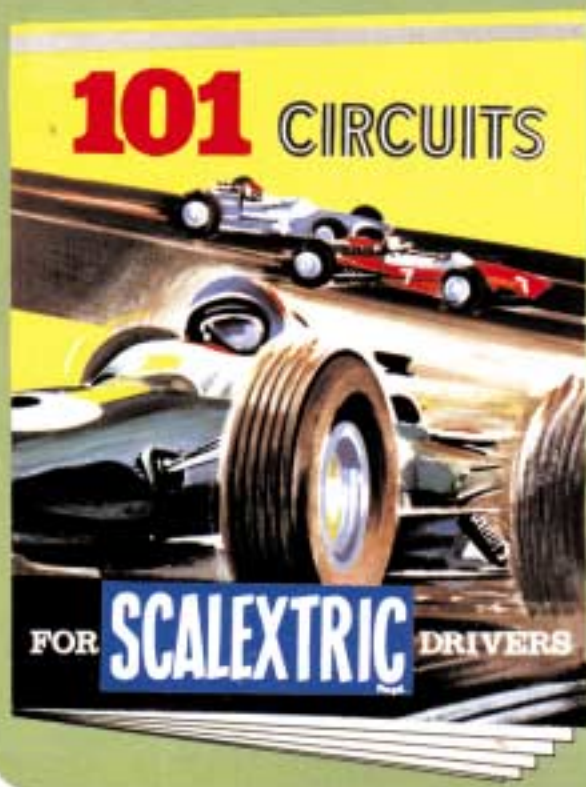
**GREATER REALISM!**

**THIS SET ENABLES YOU TO ENLARGE YOUR SCALEXTRIC SET LAYOUT AND AT THE SAME TIME BRING YOUR CIRCUIT TO LIFE BY ADDING TRACKSIDE FIGURES AND ACCESSORIES**



## C/507 '101 CIRCUITS'

A wonderful publication for Scalextric enthusiasts; in it you find plans of 101 different Scalextric Layouts including replicas of many world famous Grand Prix Circuits. With each layout are full details of its size together with a list of the Track Sections required.



## TRACK ACCESSORY PACK

CAT.Nº HP/2

**Contents:**

- |                                 |                                    |
|---------------------------------|------------------------------------|
| 1 Start/Finish Banner.          | 12 Lane Clips (for Track Borders). |
| 6 Crash Barriers.               | 1 Pit Accessories Set.             |
| 12 Straw Bale Obstacles.        | 1 Sheet Official Flags.            |
| 12 Oil Drum Obstacles.          | 1 Sheet Decorative Flags.          |
| 3 Track Borders (Straight 'C'). | 1 Track Cleaner.                   |







# RACING MODELS



C/86



C/85



C/81



C/82

- C/54 LOTUS Grand Prix (Yellow).
- C/64 BENTLEY 1929, Vintage Road Racing (Green)
- C/65 ALFA ROMEO 1933, Vintage Road Racing (Blue).
- C/68 ASTON MARTIN G.T. with Sunshine Roof (Red or Green).
- C/69 FERRARI G.T. (Red or Blue).
- C/74 AUSTIN HEALEY 3000 Sports (Red or Green).
- C/75 MERCEDES 190SL Sports (White or Blue).
- C/76 AUSTIN MINI-COOPER (Red or Green).
- C/81 COOPER Formula 1 (White or Red).
- C/82 LOTUS Formula 1 (Blue or Green).
- C/85 B.R.M. Formula 1 (Green).
- C/86 PORSCHE Formula 1 (Red).
- K/1 GO-KART (Red or Blue).
- B/1 TYPHOON Combination (Red or Blue).
- B/2 HURRICANE Combination (Green or Yellow).

All these vehicles are for use with the Scalextric Hand Throttles (Cat. No. A/256) supplied with all Scalextric sets and may be added to your racing car stable at any time.



C/54



C/76



C/74





C/69



C/68



C/64

C/65



B/2

B/1

K/1



C/75

**HAND THROTTLE**

**Resistance: 33 ohm**

This Hand Throttle is for use with all the vehicles illustrated on pages 10 and 11, it must **not** be used with high powered motors such as the 'RACE-TUNED' models illustrated on the following pages.

**Cat. No. A/256.**



A/256





**RACE-TUNED**

# SUPER CHARGED CARS FOR ADVANCED DRIVERS



C/88



C/89



C/87



C/90

TWO PAGES OF 'RACE-TUNED' CARS. These have been especially designed for the advanced Scalextric driver who needs more speed, instantaneous acceleration and perfect braking power.

In addition to being super fast 'RACE-TUNED' Cars are fitted with a new forward mounted guide flag for greater stability, and soft high grip tyres to eliminate wheel spin and really hug the track.

'RACE-TUNED' cars must be used with the 'RACE-TUNED' Hand Controller (Cat. No. A/262), this controller has been specially designed to operate high powered motors and INCORPORATES A SPECIAL BRAKING DEVICE. The combination of the 'RACE-TUNED' Motor, high grip tyres and the braking device gives these cars a fantastic performance.

For 'RACE-TUNED' Cars use the 'RACE-TUNED' Hand Control, A/262, incorporating:—

- ★ AUTOMATIC DYNAMIC BRAKING.
- ★ SNAP-IN REPLACEABLE CERAMIC RESISTOR.
- ★ AIR CONVECTION COOLING.
- ★ SMOOTH ACTION THUMB BUTTON.
- ★ LIGHT EASY-TO-HOLD HAND GRIP.

A/262



**'RACE-TUNED' HAND CONTROLLER**

Resistance : 25 ohm

IF REQUIRED A 15 OHM RESISTANCE IS AVAILABLE AND MAY EASILY BE FITTED TO THIS CONTROLLER.



C/94



C/93





C/78



C/92



C/95



C/96



C/79



C/80



C/91



C/83



C/77



C/84

- |      |                                    |                 |
|------|------------------------------------|-----------------|
| C/77 | FORD Grand Touring                 | (Blue or White) |
| C/78 | A.C. COBRA Sports                  | (Red or Green)  |
| C/79 | OFFENHAUSER Front Engine           | (White or Blue) |
| C/80 | OFFENHAUSER Rear Engine            | (Red or Yellow) |
| C/83 | SUNBEAM TIGER Sports               | (Yellow)        |
| C/84 | TRIUMPH T.R.4A Sports              | (Blue)          |
| C/87 | VANWALL Grand Prix                 | (Green)         |
| C/88 | COOPER Grand Prix                  | (Red)           |
| C/89 | B.R.M. Grand Prix                  | (Green)         |
| C/90 | FERRARI Grand Prix                 | (Red)           |
| C/91 | 'D' TYPE JAGUAR Competition        | (Green)         |
| C/92 | PORSCHE Competition                | (White)         |
| C/93 | AUSTIN HEALEY Sports               | (Red)           |
| C/94 | MERCEDES Sports                    | (White)         |
| C/95 | BUGATTI 1934 Vintage Grand Prix    | (Blue)          |
| C/96 | AUTO-UNION 1936 Vintage Grand Prix | (White)         |





SCALEXTRIC



CK/1



CK/2

**CONSTRUCT-IT-YOURSELF**

# CAR KITS

**RACE-TUNED**

'RACE TUNED' cars must be used with the 'RACE TUNED' Hand Controller (Cat. No. A/262). See page 12.

**CK/1 A.C. 'COBRA' SPORTS**

**CK/2 PORSCHE 904 G.T.S.**

- ★ 1/32nd SCALE.
- ★ 'RACE TUNED' MOTOR supercharged with speed.
- ★ TWO REAR AXLE ASSEMBLIES giving alternative high or low ratio gearing.
- ★ SELF CENTRING FORWARD MOUNTED GUIDE FLAG for super fast cornering.
- ★ INDIVIDUALLY DESIGNED CHASSIS/UNDER-PAN FOR EACH MODEL giving balanced centre of gravity for perfect road holding.
- ★ MAIN BODY PARTS MOULDED IN COLOUR, the finished car may be left natural or painted any colour you desire.
- ★ PLATED PARTS for super detail finish.
- ★ CLEARVIEW WINDSCREEN AND WINDOWS.
- ★ LARGE SHEET OF TRANSFERS printed in five colours for a variety of decal decorations and numbers.
- ★ SPECIAL SUPER-GRIP TYRES for rapid acceleration and instant braking power.
- ★ STEP BY STEP INSTRUCTION MANUAL.



# RACE TRACK

- ★ DESIGNED FOR 2, 4, 6 or 8 LANE RACING.
- ★ TRACK CONNECTORS BUILT INTO EACH SECTION.
- ★ NO LOOSE ACCESSORIES REQUIRED.
- ★ MADE OF TOUGH BUT FLEXIBLE PLASTIC.
- ★ PERFECT SURFACE FOR HIGH SPEED RACING.
- ★ NO SPECIAL 'TERMINAL TRACK' OR SIDE PROJECTIONS.

Any Straight 'D' may be used for connecting to Power.

- PT/51-F STANDARD CURVE (45°).  
 PT/52-G INNER CURVE (45°).  
 PT/53-H OUTER CURVE (22½°).  
 PT/54-J HALF STANDARD CURVE (22½°).  
 PT/55-K HALF INNER CURVE (22½°).  
 PT/56-L DOUBLE INNER CURVE (30°).  
 PT/57 STRAIGHT 'A' 3½" (7.8 cm) long.  
 PT/58 STRAIGHT 'B' 3¾" (8.7 cm) long.  
 PT/59 STRAIGHT 'C' 6½" (17.5 cm) long.  
 PT/60 STRAIGHT 'D' 13½" (35 cm) long.  
 PT/61 -STARTING LINE STRAIGHT 13½" (35 cm) long.  
 PT/62 CHANGE-OVER TRACK (2 required) 13½" (35 cm) long.  
 PT/63 RIGHT-ANGLE CROSSING 9½" (22.9 cm) long.  
 PT/64-M LARGE RADIUS CURVE (22½°).  
 PT/65 STANDARD CURVE CHICANE (45°).  
 (See also page 16.)

## TRACK BORDERS

- T/39 OUTER CURVE - OUTER.  
 T/40 OUTER CURVE - INNER.  
 T/41 STANDARD CURVE - OUTER.  
 T/42 STANDARD CURVE - INNER.  
 T/43 INNER CURVE - OUTER.  
 T/44 INNER CURVE - INNER.  
 T/45 STRAIGHT 'C' BORDER.

A/214 TRACK CLEANER.

# LAP COUNTER

A/259 6½", 17.5 cm long

The Scalextric Lap Counter is operated automatically by the Cars. It records up to 15 laps for 2 cars on a 2 lane Circuit and incorporates a simple 're-set to zero' device.

For easy identification it is moulded in bright red, it therefore becomes a simple matter to quickly check the number of circuits that each car has completed.

There are no side projections thus allowing 2, 3, or 4 Lap Counters to be used alongside each other on 4, 6 and 8 lane circuits.





# CHICANES

**PT/74 SHORT CHICANE SET**  
(2 pieces) 27½" (70 cm) long (same length as 2 Straights 'D').

**PT/75 CHICANE STRAIGHT**  
(centre piece only) 13½" (35 cm) long.

**PT/76 LONG CHICANE SET**  
(3 pieces) 41½" (105 cm) long (same length as 3 Straights 'D').

**PT/77 'GOODWOOD' CHICANE SET**  
Overall length 48½" (122.5 cm) (same length as 3 Straights 'D' and 1 Straight 'C').

Modelled on the famous hazard used on the Goodwood Park Circuit, England.

Comprises:

2 Converging Tracks – each 13½" (35 cm) long.

1 Straight 'C' offset – 6½" (17.5 cm) long

2 Curved Tracks – each 6½" (17.5 cm) long.

3 Black Borders.

8 Lane Clips (for securing borders).

1 Goodwood Wall.

2 Half Tyre Markers.

12 Marker Cones.

12 Straw Bales.

6 Hurdles.

Two Goodwood Chicane sets make an excellent 4 lane Chicane.

**PT/78 SKID CHICANE**  
13½" (35 cm) long.

The thrill of controlling a skidding car at speed.

**PT/85 STANDARD CURVE CHICANE (45°)**

As many curved chicanes as desired may be joined together and used in conjunction with the short Chicane Set (PT/74) to give the excitement of a long chicane. ON A BEND, it can also be used with the Long Chicane Set (PT/76) to continue a straight chicane into a corner.

## PENALTY CHICANE A/261



**SUPER EXCITEMENT! PENALTIES GALORE – IF A CAR JUST TOUCHES AN OIL DRUM OBSTACLE, A LOUD BUZZER INDICATES THAT A PRE-ARRANGED PENALTY MUST BE OBSERVED**  
(Battery required Ever Ready H.P.2)



# BRIDGES

**PT/68 FLY-OVER BRIDGE**

Comprises:

1 Straight 'D'                      2 Crash Barriers  
2 Straights 'C'                    2 Bridge Supports.

Overall track length 27½" (70 cm).

**PT/70 BRIDGE SUPPORTS ONLY**

(2 per set)

**A/248 HUMP BACK BRIDGE**

This magnificent Hump Back Bridge adds distinction as well as excitement to any Scalextric Circuit. The highly detailed Plastic parapets simply clip on to the side of the track without the use of any loose accessories.

Length 13½" (35 cm).

**A/229 'GRAND' BRIDGE (extendible)**


As you extend your Scalextric Circuit, so you may extend your 'Grand' Bridge, the basic Bridge, A/229, is for a two lane circuit.

By the addition of extra Spans, A/230 and Banking Trusses, A/218, you can extend the 'Grand' Bridge from 2 lanes over 2 lane to 8 lane over 8 lane.

**A/230 SPANS (pairs)**

**A/218 BANKING TRUSS**

The 'Grand' Bridge is ideally suited for use on many of the Scalextric layouts illustrated in the publication '101 CIRCUITS'. This book is a 'MUST' for all Scalextric enthusiasts, details of it will be found on page 9.





**PT/96 PIT STOP CABLE CONTROL SET**  
 Set of 4 cable Hand Controls for operating the entry and exit turn-outs on the Pit Stop Set. (These are NOT included in the PT/90 Set or the individual Pit Stop Turn-outs 'W' and 'Y').

Manually operated finger-tip control



**PIT STOP SET**

**PT/90**

- MANUALLY OPERATED**  
 Comprises: 1 'W' Turnout  
 1 'Y' Turnout  
 1 'S' Lay By  
 1 'T' Lay By

(CABLE CONTROL UNITS ARE NOT INCLUDED IN THIS SET)

**PADDOCK**



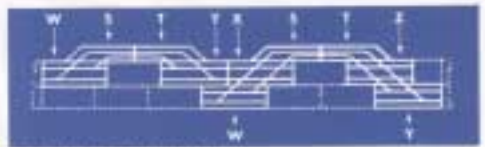
On 2 Lane Circuits the Paddock is used in conjunction with PT/91 Turnout 'W'. On 4, 6 or 8 Lane Circuits PT/92 Crossing 'X' is also required.

Electric switches enable parked cars to be left in the Paddock while other cars are using the circuit.

It is an ideal accessory for use with Hill Climb Layouts (see page 18). Cars may be left standing on the 'dead' sections of Paddock Track while awaiting their turn up the Hill.

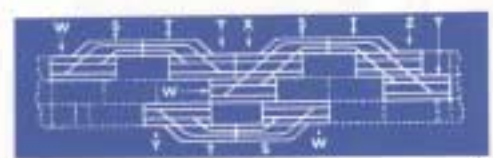


The Pit Stop Sections can be built into a variety of True to Life Pit Stops for 2, 4, 6 or 8 Lane Racing. operation is simple and the Turnouts may be used in either direction.

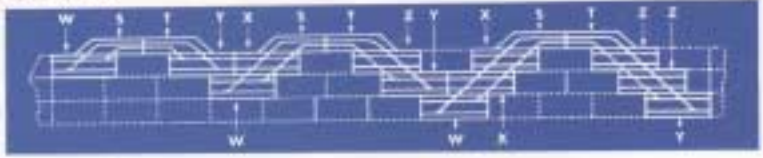


**4 LANE PIT STOP LAYOUTS**

2, 4 and 6 Lane Pit Stop Layouts are illustrated, and 8 Lane Pit Stops may easily be constructed by extending the large 6 Lane Pit Stop one stage further, alternatively to conserve space two 4 Lane Pit Stops may be built on opposite sides of the circuit.



**6 LANE PIT STOPS**





# HILL CLIMB and DRAGSTER TURN

Hill Climb Trials are a very popular branch of the Motor Racing Sport amongst Car enthusiasts and by using this Turn Set in conjunction with standard Scalextric Track Sections you may run such trials in your own home.


A simple Hill Climb circuit is illustrated, to add to the realism you can add one or two Scalextric Turn-outs and Paddocks (see page 17) behind the Starting Line, you may then park cars that are awaiting their turn, on the isolated sections of the Paddock Track.

An excellent Dragster Strip may also be made by using two Sets, one at either end of any number of standard Scalextric Straight Track Sections. For parking vehicles awaiting their turn on the strip, Turnouts and Paddocks should be added at convenient points behind the starting line.

## HILL CLIMB AND DRAGSTER TURN SET

Comprises:—  
1 Curved Wye Section,  
3 Single Lane Curves.

PT/73



WHETHER THIS TURN SET IS USED WITH A HILL CLIMB OR A DRAGSTER STRIP, IT ENABLES YOUR CAR TO TURN AND BE DRIVEN BACK TO THE PIT STOP OR PADDOCK WITHOUT ANY HANDLING.

# BLOW-OUT

A/258 13 1/2", 35 cm long

Super thrills and spills with the fabulous Scalextric BLOW-OUT. Drive your car, watch your opponent, PRESS - BLOW-OUT - HE'S CRASHED. Open your throttle and away to win this fantastic race.

The Blow-Out unit is operated by simple hand controls, these controls operate sprung flaps set in the special track section, if released at the correct moment, as your opponent's front wheel drives on to the flap, a punctum will be simulated and his car will roll off the circuit in a most realistic manner.



A/258



# FUEL GAUGE

(LIMITED SUPPLY)

Cat. No. A/245.

This Gauge represents the amount of fuel in a Car's tank. The load of fuel that a car carries restricts its maximum performance, but as a race progresses and fuel is used up, the load gets lighter and the maximum speed of the car increases. When the tank is nearly empty, the car then goes its fastest – and of course, when the tank is dry, it comes to a stop.

(Not suitable for use with 'RACE TUNED' cars.)



A/245



# TWIN AUTO-SCREAMS

Cat. No. A/257.

## SUPER EXCITEMENT

Engine Screaming, the flag drops, and they're away – roaring round the circuit. The fourth dimension – true to life engine screams mean racing plus 4D realism.

A simple attachment fits to the Hand Throttles giving independent fingertip control of each car's engine scream, whether it is stationary or moving.

(Batteries required two Ever Ready 1289.)



A/257

# CONSTRUCT-IT-YOURSELF BUILDING KITS

Bring realism to your Scalextric Racing Circuit by constructing these superb scale model Trackside Buildings and add life to them by populating them with the wonderful Scalextric 1/32nd Scale Figures (see page 22)

**K/701 RACING PIT.**

**K/702 OWNER'S STAND AND RACING PIT.**

**K/703 CONTROL CENTRE.**

Size: base  $10\frac{1}{2}$ " x  $8\frac{1}{2}$ " (27 x 22 cm).  
Height, to base of Flagpole  $10\frac{1}{2}$ " (27 cm).

**K/704 MARSHAL'S HUT.**

**K/705 SPECTATORS' STAND.**

Populate this Stand with the 'Paint-them-yourself' figures (F/306 A and B)

THE WONDERFUL RANGE OF SCALEXTRIC TRACKSIDE ACCESSORIES HELP TO MAKE SCALEXTRIC THE WORLD'S MOST COMPLETE MODEL MOTOR RACING SYSTEM.



K/702

K/705

K/703

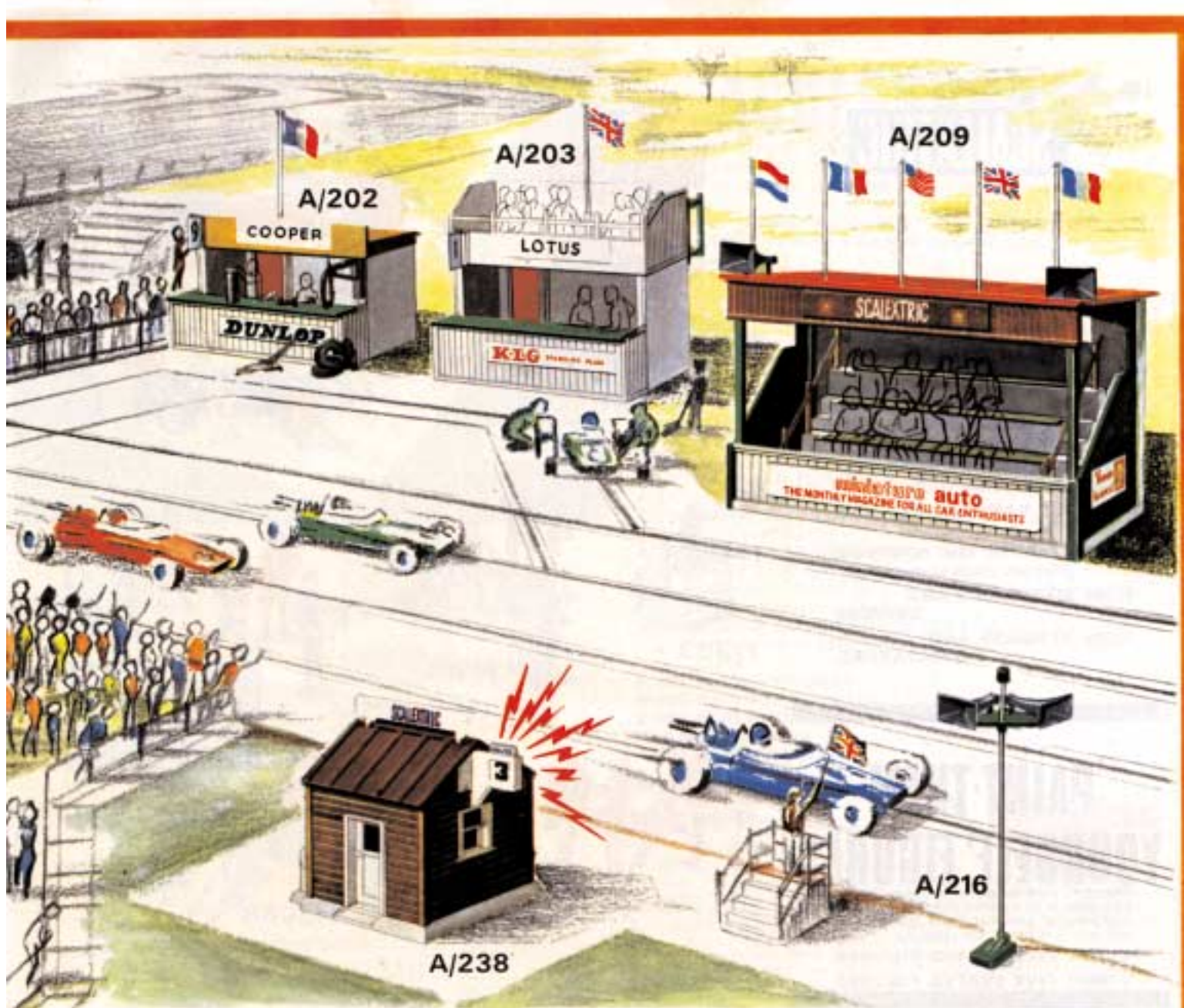
K/701

K/704









## BUILDINGS

### A/201 EVENT BOARD AND HUT

(with Car names and numbers).

### A/202 RACING PIT

(Pit accessories and Car name boards are separate items, see page 23).

### A/203 OWNER'S STAND AND PIT

(with set of flags and numbers).

### A/208 CONTROL TOWER

(with flags).

### A/209 GRANDSTAND WITH FLAGS

(see page 22 for 'paint them yourself' Grandstand figures).

### A/211 FIRST AID HUT

(with flags).

### A/216 TWIN LOUD SPEAKERS

### ★ A/225 PALING SECTION WITH FLAGPOLE

### ★ A/226 GATE UNIT

★ both these items are free standing. They interlock with one another and also with A/233 Entrance Building.

### A/228 REFRESHMENT KIOSK

(complete with equipment).

### A/233 ENTRANCE BUILDING

(provided with fittings for use with palings if required).

### A/238 TIME-KEEPER'S HUT

(with battery operated count-down hooter).  
(Battery required Ever Ready H.P.2).





## FIGURES

Bring life to your racing circuit with Scalextric 1/32nd Scale model figures.

**F/300 TRACK OFFICIALS AND PIT CREW SET** (complete with set of Track Flags).

**F/301 SPECTATORS AND PRESS PHOTOGRAPHER.**

**F/302 T.V. CAMERA AND CREW SET.**

**F/303 STARTER ON ROSTRUM** (Flag arm drops to start a race).

**F/304 MECHANICS AND DRIVERS**

**F/305 VENDORS AND SPECTATORS.**



F/302



F/304



F/300



F/303



F/301



F/305

## 'PAINT-THEM-YOURSELF' FIGURES

Beautifully modelled groups of figures that can be painted in an unlimited variety of colours to populate your Spectators' Stand (see page 19) and your Grandstand (see page 21).

**F/306A FIVE SEATED FIGURES.**

**F/306B FIVE SEATED FIGURES.**

F/306A



F/306B

## BANKING UNITS

**MULTIPLE UNITS FOR 4, 6 and 8 LANE TRACKS.**

FLY-OVERS of any size for use on 4, 6 and 8 Lane Circuits can be made by joining together the required number of Banking Trusses, A/218, the assembled Trusses are then supported at either end with Banking Units, A/217. BANKING on large Circuits is achieved in a similar manner but in this case only one end of the assembled banking Trusses is supported.

**A/217 BANKING UNIT.** Comprises 1 Truss, 1 Slide, 1 Rod.

**A/218 BANKING TRUSS.**

**A/219 BANKING TOE CLIP** for permanently fixing Banking Units to a Baseboard.

A/217



A/218



A/219







A/235

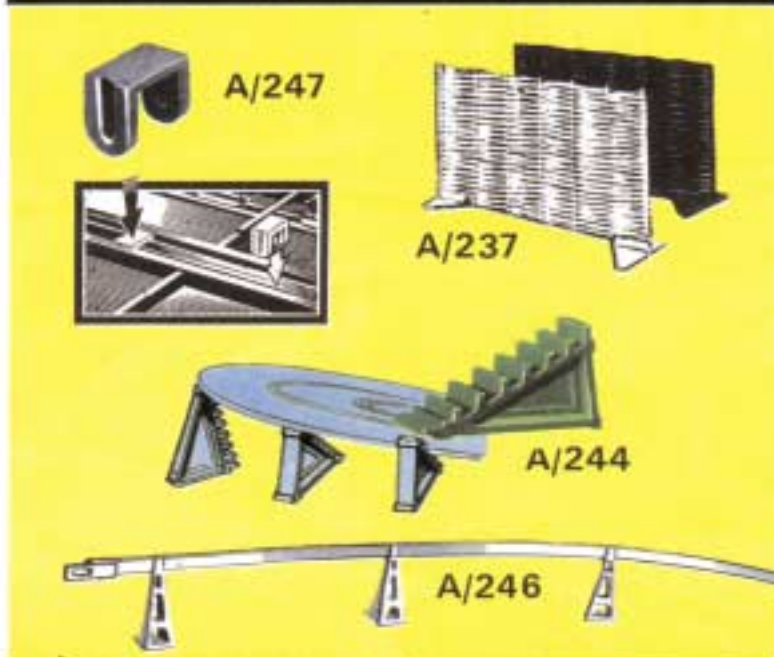
A/205

A/255

A/236

# ACCESSORIES

- A/204 OIL DRUM OBSTACLES
- A/205 STRAW BALE OBSTACLES
- A/206 CAR NAME BOARDS for use on the various Scalextric Pits.
- A/207 PIT NUMBER BOARDS
- A/212 START/FINISH BANNER includes sheet of decorative flags.
- A/213 TRACK SIGNS, set of five different.
- A/223 PIT ACCESSORIES SET  
Comprising: 1 Jack, 1 Tool Box, 1 Vice, 1 Fuel Can, 1 Funnel, 2 Small Tyres, 2 Large Tyres, 1 Fuel Pump, 1 Hammer.  
The Pit Accessories Set together with a few pit crew really brings life to any of the Scalextric Pits (see pages 19 and 21).
- A/227 HALF-TYRE MARKER
- A/235 SHEET OF OFFICIAL INTERNATIONAL SIGNAL AND STARTING FLAGS
- A/236 SHEET OF DECORATIVE FLAGS, PIT NUMBERS AND CAR NUMBERS
- A/237 HURDLES, Black or White.
- A/244 BANKING WEDGE, provides variable banking up to 2" (5 cm) high.
- A/246 CRASH BARRIER, Flexible, 13½" (35 cm) long.
- A/247 LANE CLIP for securing adjoining tracks in 4, 6 and 8 lane racing circuits (as illustrated). Also for securing track borders to track (see page 15).
- A/252 POWER BOOST CONNECTOR for use on very large track layouts to boost the power circuit, see 'Track Circuits' Leaflet.
- A/255 MARKER CONES
- A/263 RACING TROPHIES 1/32nd scale.
- C/505 SCALEXTRIC BROOCH, Enamel Badge for all Scalextric enthusiasts.
- A/256 HAND THROTTLE



A/247

A/237

A/244

A/246



A/256

### POWER UNIT

Scalextric Sets require a Transformer/Rectifier with an output of 12 volts D.C. at NOT LESS THAN 2 AMPS, it should incorporate an AUTOMATIC OVERLOAD CUT-OUT. Full instructions are given with each set for connecting your Scalextric Circuit to the Transformer. No form of speed control is required in addition to the Hand Throttles which are included in all sets.  
Sets do not include a power unit, your Scalextric Stockist will be only too pleased to give you full advice concerning the recommended unit.



A/213

A/204

A/223

A/227

A/207

COOPER

A/206



C/505



A/263

A/212

A/252







As with real Racing Cars your Scalextric Car may from time to time require servicing. Official Scalextric Service Dealers have been appointed throughout the country and they are fully equipped and qualified to effect rapid servicing and repairs to all Scalextric Equipment. Scalextric Service Dealers also carry a comprehensive range of Spares for those enthusiasts who wish to carry out their own servicing.

Scalextric approved Service Dealers are provided with this window Display Badge.



This catalogue illustrates and refers to a number of items which are the subjects of Patent and Registered Designs in Great Britain and many other important countries throughout the world. Details of these are available from Minimodels Ltd., Havant, Hants.

Minimodels Ltd., reserve the right to alter designs and specifications without prior notice. This catalogue supersedes all previous editions.



**MINIMODELS LTD.  
HAVANT HANTS  
ENGLAND**

Printed in England