

FIFTH EDITION NINEPENCE



SCALEXTRIC

REGD.

MINIATURE ELECTRIC MOTOR RACING

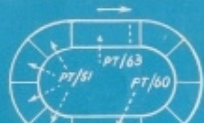




SCALEXTRIC

RECO.

THE '30' SET



SET 30 MINIMODELS LTD. 1964

The '30' Set COMPRISES

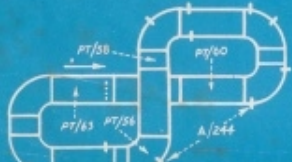
- | | |
|-------------------|--------------------------|
| 1 C/66 COOPER | 1 Starting Line Straight |
| 1 C/67 LOTUS | 4 Crash Barriers |
| Formula 2 Model | 2 Hand Throttles |
| Racing Cars | 2 Battery Connector |
| 8 Standard Curves | Strips |
| 1 Straight "D" | |



SCALEXTRIC

RECO.

THE '31' SET



SET 31 MINIMODELS LTD 1964

The '31' Set COMPRISES

- | | |
|-----------------------|--------------------------|
| 1 C/66 COOPER | 1 Starting Line Straight |
| 1 C/67 LOTUS | 6 Crash Barriers |
| Formula 2 Model | 12 Banking Wedges |
| Racing Cars | 2 Bridge Pillars |
| 6 Double Inner Curves | 2 Hand Throttles |
| 4 Straights "B" | 2 Battery Connector |
| 5 Straights "D" | Strips |



SIZE
4ft. 11in. x 2ft. 10in.
APPROX.



SCALEXTRIC
REGD.

THE '32' SET

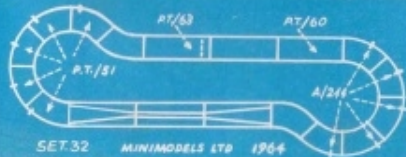


The '32' Set COMPRISES

- | | |
|--------------------------|----------------------------|
| 1 C/66 COOPER | 1 Long Chicane Set |
| 1 C/67 LOTUS | 6 Crash Barriers |
| Formula 2 Model | 10 Banking Wedges |
| Racing Cars | 12 Oil Drum Obstacles |
| 12 Standard Curves | 12 Straw Bale Obstacles |
| 2 Straights "D" | 2 Hand Throttles |
| 1 Starting Line Straight | 2 Battery Connector Strips |



SIZE
7ft. 2in. x 2ft. 11in.
APPROX.



SCALEXTRIC

THE 'GK.1' SET

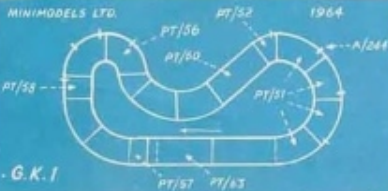


The 'GK.1' Set COMPRISES

- | | |
|-----------------------|----------------------------|
| 2 K/1 GO-KARTS | 2 Straights "D" |
| 8 Standard Curves | 1 Starting Line Straight |
| 2 Inner-Curves | 8 Crash Barriers |
| 2 Double Inner Curves | 8 Banking Wedges |
| 1 Straight "A" | 2 Hand Throttles |
| 1 Straight "B" | 2 Battery Connector Strips |



SIZE
5ft. x 2ft. 6in.
APPROX.





SCALEXTRIC
MODEL

THE '50' SET

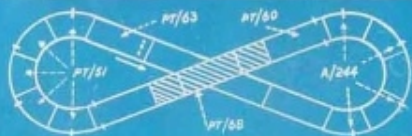


The '50' Set COMPRISES

- | | |
|--|-------------------------------|
| 1 C/72 BRM | 1 Starting Line Straight |
| 1 C/73 PORSCHE
Formula 1 Model
Racing Cars | 1 Fly-over Bridge
complete |
| 10 Standard Curves | 4 Crash Barriers |
| 5 Straights "D" | 12 Banking Wedges |
| | 2 Hand Throttles |
| | 2 Battery Connector
Strips |



SIZE
7ft. 6in. x 2ft. 6in.



SET 50

MINI MODELS LTD.


1964



SCALEXTRIC

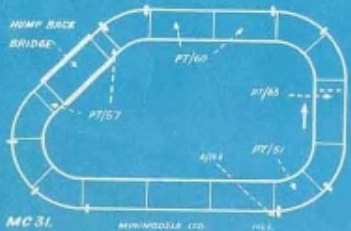
REGD.

THE 'MC.31' SET



The 'MC.31' Set COMPRISES

- | | |
|----------------------|----------------------------|
| 1 B/I. TYPHOON | 5 Straights "D" |
| 1 B/I2 HURRICANE | 1 Starting Line Straight |
| 1 Model Racing Motor | 1 Hump Back Bridge |
| 1 Cycles | 6 Crash Barriers |
| 8 Standard Curves | 9 Banking Wedges |
| 2 Straights "A" | 2 Hand Throttles |
| | 2 Battery Connector Strips |



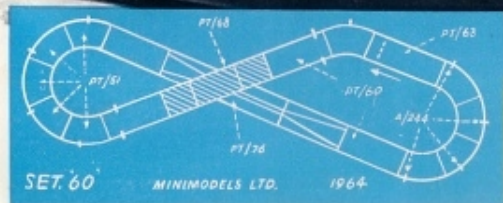



SCALEXTRIC

MODEL


THE '60' SET

CARS WITH LIGHTS



The '60' Set COMPRISES

- | | |
|---------------------|----------------------------|
| 1 E/3 ASTON MARTIN | 1 Starting Line Straight |
| 1 E/4 FERRARI | 1 Long Chicane Set |
| Grand Touring Model | 1 Fly-over Bridge complete |
| Racing Cars with | 4 Crash Barriers |
| Lights | 13 Banking Wedges |
| 10 Standard Curves | 2 Hand Throttles |
| 4 Straights "D" | 2 Battery Connector |
| | Strips |



SIZE
8ft. 7in. x 3ft.
APPROX.

SCALEXTRIC

REGD.

THE '80' SET



NOW! FOUR LANE RACING SET

The track layouts illustrated on this page can all be made from this one set

4 LAYOUTS
4 CARS
4 LANES

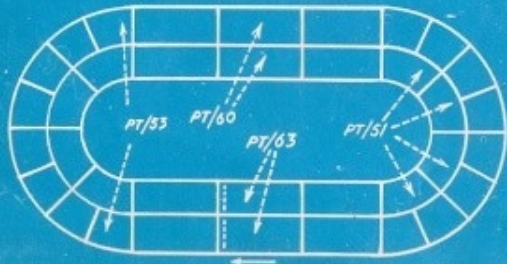
The '80' Set
COMPRISES

- | | | |
|-----------------|---------------------------|-------------------|
| 2 C/72 B.R.M. | 8 Standard Curves | 10 Crash Barriers |
| 2 C/73 PORSCHE | 16 Outer Curves | 16 Banking Wedges |
| Formula 1 Model | 10 Straights "D" | 4 Hand Throttles |
| Racing Cars | 2 Starting Line Straights | |

MINIMODELS LTD

6ft. 11in. x 3ft. 6in.
APPROX.

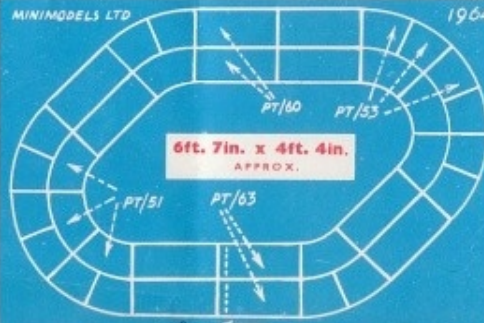
1964



MINIMODELS LTD

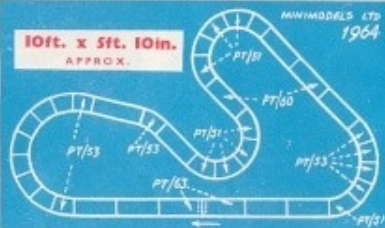
6ft. 7in. x 4ft. 4in.
APPROX.

1964



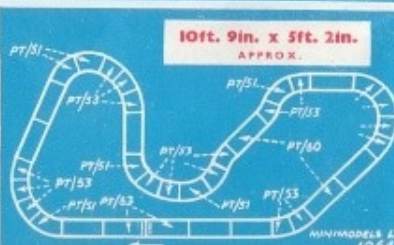
10ft. x 5ft. 10in.
APPROX.

MINIMODELS LTD
1964



10ft. 9in. x 5ft. 2in.
APPROX.

MINIMODELS LTD
1964



SCALEXTRIC

REGD.

SET EXTENSION PACK

CAT. No. HP/1

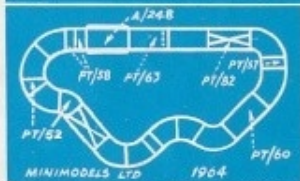
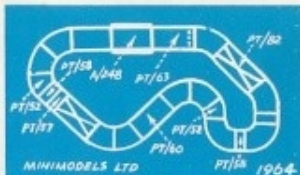
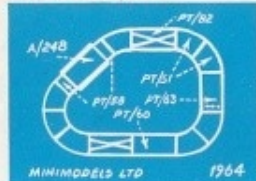
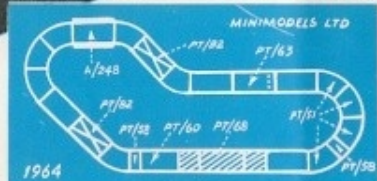
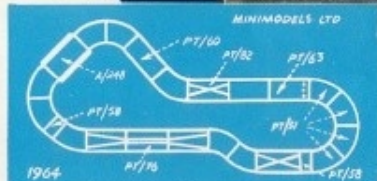
NEW!



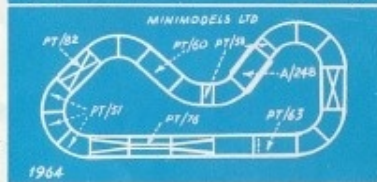
Contains—

- | | |
|-----------------------------------|------------------------------------|
| 1 Hump Back Bridge | 1 Gate Unit |
| 2 Change-over Tracks | 6 Hurdles |
| 2 Straights "B" | 1 Pit Accessories Set |
| 1 Start/Finish Banner | 1 Track Officials and Pit Crew Set |
| 1 Starter on Rostrum | 1 Track |
| 2 Palling Sections with flagpoles | 1 Vendors and Spectators Set |

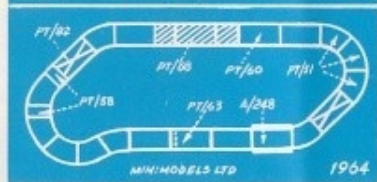
EXTEND YOUR SET TO FORM THE LAYOUTS SHOWN ON THIS PAGE AND ADD TO ITS REALISM WITH EXTRA ACCESSORIES.



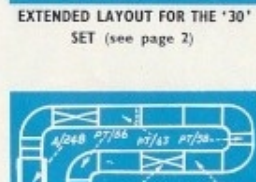
EXTENDED LAYOUTS FOR THE 'G.K.1' SET (see page 4)



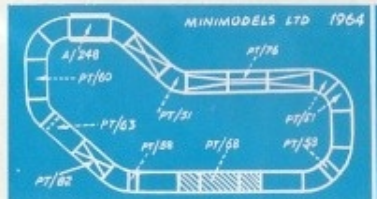
EXTENDED LAYOUTS FOR THE '32' SET (see page 3)



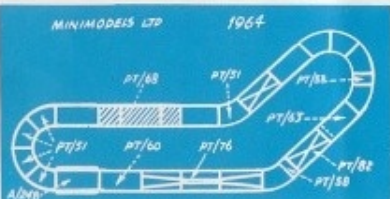
EXTENDED LAYOUTS FOR THE '50' SET (see page 5)



EXTENDED LAYOUT FOR THE '30' SET (see page 2)



EXTENDED LAYOUTS FOR THE '60' SET (see page 7)



EXTENDED LAYOUTS FOR THE '31' SET (see page 2)



CAT. No.
HP/2

TRACK ACCESSORY PACK

- | | |
|--------------------------------|-----------------------------------|
| Contents— | 12 Lane Clips (for Track Borders) |
| 1 Start/Finish Banner | 1 Pit Accessories Set |
| 6 Crash Barriers | 1 Sheet Official Flags |
| 12 Straw Bale Obstacles | 1 Sheet Decorative Flags |
| 12 Oil Drum Obstacles | 1 Track Cleaner |
| 3 Track Borders (Straight "C") | |

SCALEXTRIC
REGD.

NEW MODELS



AVAILABLE APPROX.

E/5 MARSHAL'S CAR

Late 1964

(7) C/75 MERCEDES 190SL

Late 1964

AVAILABLE APPROX.

(4) C/72 B.R.M.

Mid 1964

(2) C/73 PORSCHE

Mid 1964

(6) C/74 AUSTIN HEALEY 3000

Late 1964

SCALEXTRIC
#564

MODELS OF DISTINCTION



- (14) C.70 BUGATTI (1936)
- (1) C.64 BENTLEY (1929)
- (3) E.3 ASTON MARTIN (with lights)

- (5) C.65 ALFA ROMEO (1933)
- (12) C.71 AUTO-UNION (1936)
- (9) E.4 FERRARI (with lights)



SCALEXTRIC



SCA

FORMULA 1 CARS
 (with Sprung Rear Suspension & Steering)

1 C/66 COOPER (green, blue)
 2 C/67 LOTUS (blue, red)

FORMULA 1 CARS
 3 C/62 FERRARI (red)
 4 C/65 VANWALL (green)
 5 C/64 LOTUS (yellow)
 6 C/58 COOPER (blue)
 7 C/72 B.R.M. (green, blue)
 8 C/73 PORSCHE (red, yellow)
 9 C/64 BENTLEY (green)

VINTAGE CARS
 10 C/65 ALFA ROMEO (blue)

GRAND PRIX VINTAGE CARS (with Steering)
 11 C/70 BUGATTI (blue)
 12 C/71 AUTO-UNION (yellow)

***NEW!** FOR AVAILABI



LE MODELS (1/30 & 1/32)

- | | | | |
|-------------------|----|------|---|
| SPORTS CARS | 13 | C/74 | AUSTIN HEALEY 2000 (green, red) ¹ |
| | 14 | C/75 | MERCEDES 190SL (white, blue) |
| HAND TOURING CARS | 15 | C/68 | ASTON MARTIN (green, red)
(also with lights, see C/3 on p.8) |
| | 16 | C/69 | FERRARI (blue, red)
(also with lights, see C/3 on p.8) |
| COMPETITION CARS | 17 | C/60 | "D" TYPE JAGUAR (green) |
| | 18 | C/61 | PORSCHE (yellow) |
| MOTOR CYCLES | 19 | B/1 | TYPHOON (red, green, blue) |
| | 20 | B/2 | HURRICANE (red, green, blue) |

Illustrated on this page
(with Steering)
(with Lights)

K/1 GO-KART (red, blue)
E/5 MARSHAL'S CAR (black)²

AVAILABILITY DATES SEE PAGE 10

SCALEXTRIC



D

A

L

M

B

C

L

M

M

C

TRACK

SELF-CONNECTING

FLEXIBLE AND VIRTUALLY UNBREAKABLE

HAND THROTTLES PLUG-IN UNDERNEATH

DESIGNED FOR

CAN BE COMPLETELY INTEGRATED

Connectors are built into each track piece for speedy assembly and secure locking. No loose accessories required.

Made of tough but flexible plastic to give ideal surfaces for high speed racing.

Any Straight "D" length of track can be used for connecting to power. No "terminal track" or side projections.

2, 4 or 6 LANE RACING

with previous rubber track by the use of a pair of small Adaptor Pieces (PT/50—not illustrated).

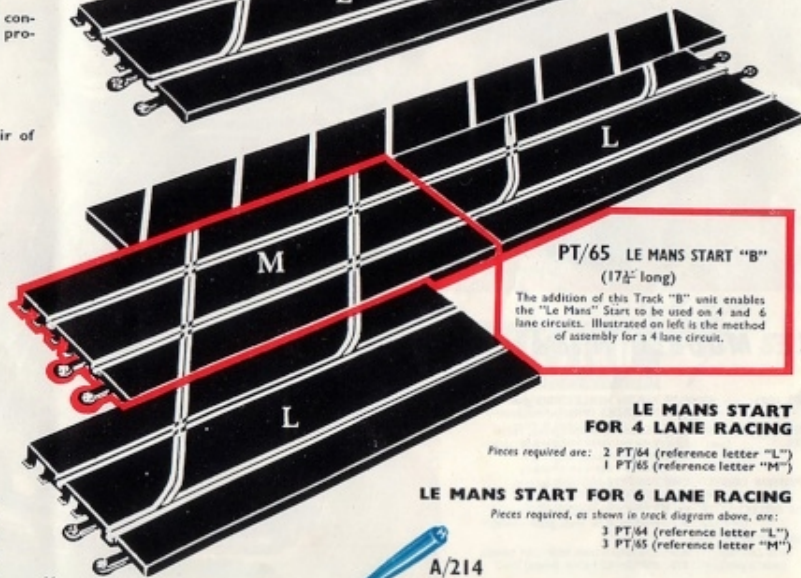


Electric switches enable parked cars to be driven on to the track without further handling. Used in conjunction with "Le Mans" Start.

LE MANS START



PT/64 LE MANS START "A"
(17½" long) with Extension Piece
Designed for 2 lane racing



PT/65 LE MANS START "B"
(17½" long)

The addition of this Track "B" unit enables the "Le Mans" Start to be used on 4 and 6 lane circuits. Illustrated on left is the method of assembly for a 4 lane circuit.

LE MANS START FOR 4 LANE RACING


Pieces required are: 2 PT/64 (reference letter "L")
1 PT/65 (reference letter "M")

LE MANS START FOR 6 LANE RACING

Pieces required, as shown in track diagram above, are:
3 PT/64 (reference letter "L")
3 PT/65 (reference letter "M")



A/214
TRACK CLEANER




TRACK BORDERS




- F — PT/55 Half Inner Curve (22½°)
- G — PT/52 Inner Curve (45°)
- H — PT/56 Double Inner Curve (90°)
- I — PT/54 Half Standard Curve (22½°)
- J — PT/51 Standard Curve (45°)
- K — PT/53 Outer Curve (22½°)




PT/63
STARTING LINE
STRAIGHT
13½" long



PT/57 STRAIGHT "A" 3½" long
PT/58 STRAIGHT "B" 3½" long
PT/59 STRAIGHT "C" 6½" long



13½" long
PT/60 STRAIGHT "D"



13½" long
PT/82 CHANGE-OVER TRACK (pairs)



SCALEXTRIC
PT/68


BRIDGES AND CHICANES

PT/68 FLY-OVER BRIDGE

(Complete Bridge as supplied with the '50' and '60' sets)

Comprises:
1 Straight "D" 2 Straights "C"
2 Crash Barriers 2 Bridge Supports

Overall track length 271"



PT/70 BRIDGE SUPPORT

(2 per set)




EXTRA PARTS



A/230 SPANS (pairs)



A/218 BANKING TRUSS



"GRAND" BRIDGE (Expandable)

A/229 2 LANE TRACK OVER 2 LANE TRACK

Illustrated above is the basic set on which to build the whole range of expandable bridges. There are 9 variations of the "Grand" Bridge—from 2 lane over 2 lane to 6 lane over 6 lane. All particulars about bridge building are included in this initial set.

THE FINEST MODEL OF A BRIDGE EVER BUILT

Illustrated above is the "Grand Bridge", expanded to suit a 4-lane track. Very few extra parts are needed to do this. Extra Spans and Banking Trusses are available as spares.

NEW!

PT/85

**STANDARD
CURVE CHICANE (45°)**

This **NEW** item of track is designed to give all the excitement of a chicane **ON A BEND**. It can be used singly on a 45° curve (as illustrated) or with two or more together to produce a longer chicane.

Fits into any Standard Curve bend in conjunction with two Converging Chicane pieces (PT/74).



A/248

**HUMP BACK
BRIDGE**


This magnificent bridge is as supplied in the Motor Cycle Set. Plastic parapets are secured to track without the use of loose accessories.

Length 13½"

PT/74

SHORT CHICANE SET (2 pieces)


27½" long (same length as 2 Straights "D")



PT/75 CHICANE STRAIGHT

(centre piece only)

13½" long



PT/76

LONG CHICANE SET (3 pieces)

41½" long (same length as 3 Straights "D")

PT/77

**"GOODWOOD"
CHICANE SET**

OVERALL
LENGTH 48"

(same length as 2 Straights "D" and 3 Straights "C")

Modelled on the famous hazard used on the Goodwood Park circuit, England.

- | | |
|-------------------------------------|---------------------|
| 2 Converging Tracks—each 13½" long | 2 Bushes |
| 1 Straight "C"—offset—6½" long | 1 Goodwood Wall |
| 2 Curved Tracks—each 6½" long | 2 Half Tyre Markers |
| 3 Green Borders | 12 Oil Drums |
| 8 Lane Clips (for securing borders) | 12 Straw Bales |

Holes are provided to accommodate Oil Drums and Bales

SCALEXTRIC

REGD.



BUILDINGS AND TRACK LIGHTING

A/207
PIT NUMBER BOARDS



A/206
CAR NAME BOARDS
(Various)




A/203
OWNER'S STAND & PIT
(with set of Flags and Numbers)



A/202 RACING PIT
(Pit Accessories are a separate item)

TRACK LIGHTING SET

A/239



Set comprises:

- 2 A/240 Track Lights
- 2 A/241 Buildings lamps (with Suction Cup)
- 1 A/242 Track Light Cable
- 1 A/243 Cable/Transformer Lead

All the above sold separately if required.

A/223 PIT
ACCESSORIES SET

comprising:

- 1 Jack
- 1 Toolbox
- 1 Vice
- 1 Fuel Can
- 1 Funnel
- 2 Small Tyres
- 2 Large Tyres
- 1 Fuel Pump



A/209

GRANDSTAND with Flags
(See page 22 for "Paint them Yourself" Grandstand Figures)



A/233
ENTRANCE BUILDING
(Provided with fittings for use with Palings if required)



A/211
FIRST AID HUT
(with flags)

A/216
TWIN LOUD
SPEAKERS



A/238
TIME KEEPER'S HUT
(with battery operated count
down Hooter)



A/201
EVENT BOARD & HUT
(with Car names and numbers)



A/208
CONTROL TOWER
(with flags)



A/228
REFRESHMENT KIOSK
(complete with equipment)

A/225
PALING SECTION
WITH FLAGPOLE



A/226
GATE UNIT

Both these items are free standing. They interlock with one another and also with A/233 Entrance Building.

SCALEXTRIC
A.S.CO.

'DO IT YOURSELF' KITS

CONSTRUCT YOUR OWN TRACKSIDE BUILDINGS YOURSELF

FROM THESE SUPERB SCALE MODEL KITS

(Full instructions are given in every kit box)

K/704

MARSHAL'S HUT



Back view of
Control Centre


K/701

RACING PIT



K/702

OWNER'S STAND
AND RACING PIT



K/703 CONTROL CENTRE

Assembled size: 10 $\frac{1}{2}$ " x 8 $\frac{1}{2}$ " x 10 $\frac{1}{2}$ " high to base of Flagpole

NEW

A/253

LAP RECORDER (Electrically operated)

This entirely **NEW** Lap Recorder automatically records up to 99 laps for two cars on a 2 lane layout. For 4 and 6 lane racing, two and three Lap Recorders respectively are required.

The Lap Recorder contains a special length of Straight "D" track (13 $\frac{1}{2}$ " long) and is simple to connect into the circuit. Full instructions are given with every unit.



A/245
**FUEL LOAD
GAUGE**

The Fuel Load Gauge adds a magnificent new feature to SCALEXTRIC Model Motor Racing. It is specially designed to represent the amount of fuel in a car's tank. The load of fuel that a car carries restricts its maximum performance, but as a race progresses and fuel is used up, the load gets lighter and the maximum speed of the car increases. When the tank is nearly empty, the car then goes its fastest—and of course, when the tank is dry, the car comes to a stop.

For short races a "full tank" may not be necessary, while for longer races, pit-stops to "refuel" may have to be made. Racing tactics have to be carefully worked out.

The Fuel Load Gauge provides all this exciting realism for Scalextric Racing Drivers. It is simple to connect into the power circuit and comes complete with full instructions.

SCALEXTRIC

INC.

Miniature Electric Motor Racing.

FIGURES AND TRACK ACCESSORIES



F/301
SPECTATORS & PRESS PHOTOGRAPHER



F/304
MECHANICS & DRIVERS



F/305
VENDORS & SPECTATORS



F/302
T.V. CAMERA & CREW SET




A/234
TRACK SAFETY BARRIERS
(Set of two pieces)



F/303
STARTER ON ROSTRUM
(Flag arm drops to start a race)



F/300
TRACK OFFICIALS & PIT CREW
(complete with set of Track Flags)



A/237
HURDLES
(White & Black)



A/205
STRAW BALE
OBSTACLE



A/255
MARKER CONE

'PAINT THEM YOURSELF' FIGURES F/306A GRANDSTAND FIGURES

F/306B made of virtually unbreakable plastic and designed to fit into the Grandstand (see page 18)



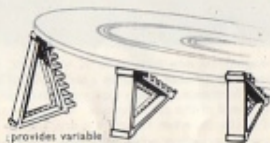
F/306A



A/227
HALF TYRE MARKER



A/204
OIL DRUM
OBSTACLE



(provides variable banking up to 2" high)

A/244
BANKING WEDGE




F/306B

SR/1

SOUND EFFECTS RECORD

(45 r.p.m. Extended Play)

This recording of actual Grand Prix and Tourist Trophy Races provides all the thrilling background sound effects inseparable from motor-racing. It includes start and finish signals for model racing purposes and there are four races—one long and one short race each for cars and motor cycles.



A/212
START FINISH BANNER



A/247 4/6 LANE CLIP
For securing adjoining tracks in 4 and 6 lane racing (as illustrated). Also for securing track borders (see page 15) to track.



A/252
POWER BOOST CONNECTOR
Used on very large track layouts to boost the power circuit (see "Track Circuits" leaflet).



Sheet No. A/235
DECORATIVE
FLAGS, PIT
NUMBERS AND CAR NUMBERS


A/213
TRACK SIGNS
(Set of 5)



4 & 6 LANE BANKING

A/217
BANKING
UNIT

Comprises:
I Truss
I Slide
I Rod




A/218
BANKING
TRUSS

for more permanent fixing of larger circuits.



MULTIPLE UNITS FOR 4 & 6 LANE TRACKS

Can be supported by joining additional Truss Units A/218 (as shown above for 4 lane track).



Truss Units can be extended by joining as shown in illustration on left. Reverse Truss and fit lugs into slots—press and slide until fully connected. To adjust height of track, slide self-gripping rod clips to required position.



SCALEXTRIC

REGD.

Miniature Electric Motor Racing.

SCALEXTRIC ASSOCIATION

Why not form a SCALEXTRIC Club and join the SCALEXTRIC Association?

For details write to the SCALEXTRIC Association Secretary, Minimodels Ltd., Havant, Hants.

This catalogue illustrates and refers to a number of items which are the subjects of Patent and Registered Designs in Great Britain and many other important countries throughout the world. Details of these are available from Minimodels Ltd., Havant, Hants.

Minimodels Ltd. reserves the right to alter designs and specifications without prior notice. This catalogue supersedes all previous editions and refers to items that will be available during 1964.

MADE IN ENGLAND BY MINIMODELS LTD., HAVANT, HANTS

6424 PRINTED IN ENGLAND

