

2th edition

SCALEXTRIC


Regd.



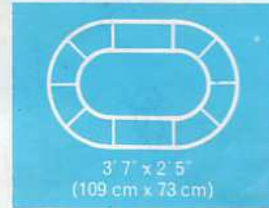
MODEL MOTOR RACING

PRICE





41 set



Set contains:
2 C/23 Scalletti-Arrow Cars

8' 3" (251 cm) of Track comprising:

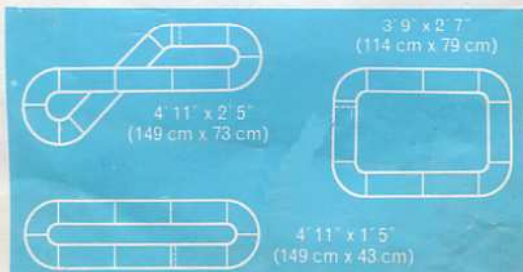
- ★ 8 Standard Curves ★ 1 Straight 'D'
 - ★ 1 Starting Line Straight ★ 8 Banking Plates
 - ★ 4 Crash Barriers ★ 2 Hand Throttles (A/265)
- (Power unit not included—see page 23)

SCALEXTRIC
Hobby



51 set

- ★ FIGURE-EIGHT LAYOUT FOR EQUAL LANE LENGTH
- ★ TWO EXCITING GRAND PRIX CARS



Set contains:

2 C/23 Scalletti-Arrow Cars
10' 4" (316 cm) of Track comprising:

- ★ 2 Inner Curves
- ★ 4 Double Inner Curves
- ★ 5 Straight 'D'
- ★ 1 starting line straight
- ★ 7 Crash Barriers
- ★ 6 Track Supports
- ★ 6 Banking Plates
- ★ 2 Hand Throttles (A/265)

(Power Unit not included—see page 23)

SCALEXTRIC



61 mini club set

Super fast Rally Mini-Coopers with Change-over Tracks—test your skill to the limit with the extra excitement of avoiding a crash at the cross-overs.

★ **TWO EXCITING RALLY MINI COOPERS**

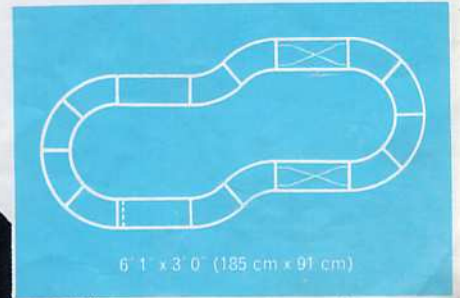
★ **TWO CHANGE-OVER TRACKS FOR EQUAL RACING**

Set contains: 2 C/7 Rally Mini-Coopers

13'6" (415 cm) of Track comprising:


- ★ 12 Standard Curves
- ★ 1 Straight 'D'
- ★ 8 Banking Plates
- ★ 2 Change-Over Tracks
- ★ 1 Starting Line Straight
- ★ 8 Crash Barriers
- ★ 2 Hand Throttles (A/265)

(Power Unit not included—see page 23)



71 formula 3 set

SCALEXTRIC
Haga



7' x 2' 5" (213 cm x 73 cm)



7' 4" x 3' 8" (223 cm x 111 cm)



7' 4" x 2' 5" (223 cm x 73 cm)



**TWO EXCITING GRAND PRIX CARS
LAP COUNTER FOR UP TO 15 LAPS
FLY-OVER BRIDGE FOR EQUAL LANE LENGTHS
Set contains:**

2 C/24 TEAM CARS MK. II
16' 8" (508 cm) of track comprising:

- ★ 10 Standard Curves
- ★ 3 Straights 'C'
- ★ 5 Straights 'D'
- ★ 1 Starting Line Straight
- ★ 1 Lap Counter
- ★ 2 Fly-over Bridge Supports
- ★ 6 Crash Barriers
- ★ 12 Banking Plates
- ★ 2 Hand Throttles (A/265)

These cars embody a really fast motor for super top speeds. The automatic lap counter and Figure-8 Circuit 7' 4" x 2' 5" (223 cm x 73 cm) give exciting equal racing with all your concentration on driving.
(Power Unit not included—see page 28)

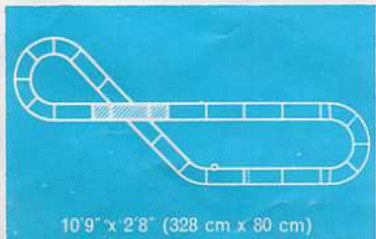




g.t. speed 81 set

Banked curve for extra speed
Two superfast new GT cars
Fly-over for equal racing

The 45° banking and the special lead-in straight sections give a smooth, progressive banked curve. These enable you to corner at really tremendous speeds and give extra thrills to your circuit.



Set contains:

- ★ 1 C/17 Lamborghini.
 - ★ 1 C/18 Ford 3L G.T.
 - ★ 23'6" (718 cm) of track
 - ★ 12 Straights 'D'
 - ★ 2 Straights 'C'
 - ★ 1 Starting Line Straight
 - ★ 6 Standard Curves
 - ★ 4 Speed Banking Curves
 - ★ 1 Pair Banking Approach Pieces
 - ★ 4 Banking Supports
 - ★ 2 Fly-over Bridge Supports
 - ★ 9 Crash Barriers
 - ★ 12 Banking Plates
 - ★ 3 Track Supports
 - ★ 2 Hand Throttles (A/265)
- (Power unit not included—see page 23).



91 grand prix formula 1 set

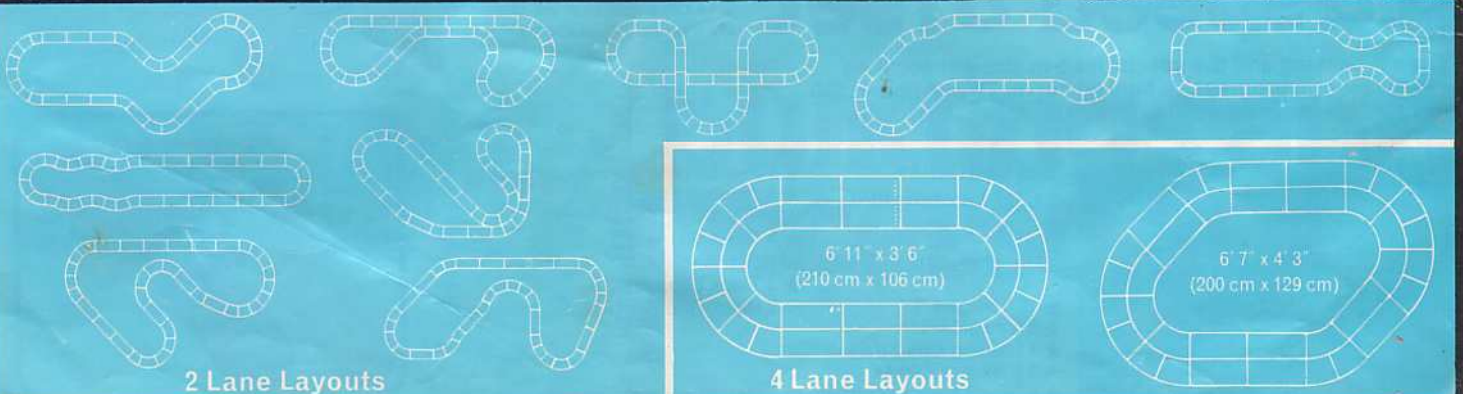

- ★ FOUR LANES
- ★ FOUR HAND THROTTLES
- ★ ALTERNATIVE LARGE TWO LANE CIRCUITS
- ★ FOUR CARS WITH SUPER FAST POWER SLEDGE MOTOR UNITS


Set contains:

- 2 C/9 Ferrari GP Cars
- 2 C/8 Lotus Indianapolis GP Cars.
- 28' 11" (881 cm) of track (two lane) including:
 - ★ 8 Standard Curves
 - ★ 16 Outer Curves
- ★ 10 Straights 'D'
- ★ 2 Starting Line Straights
- ★ 10 Crash Barriers
- ★ 16 Banking Plates
- ★ 36 Lane Clips
- ★ 4 Hand Throttles (A/265)
- ★ 2 Power Boost Connectors

Four lane Racing with the very latest Scalextric Cars brings super excitement to all the family.

Power units not included. TWO 12 volt, D.C. 2.5 amp units are recommended for this set.





SCALEXTRIC
Engels



**you
steer**

SCALEXTRIC
Reed.

**with
POWER
STEERING**

THE FANTASTIC NEW DEVELOPMENT THAT MAKES THE MOST OF YOUR SKILL

'You Steer' Scalextric adds real steering control to Scalextric with cars that you can run on ordinary track, and a special drive/steering controller with instant-response power steering. With this fantastic skill breakthrough, Scalextric is even more real motor racing—and the greatest fun there is! And you can introduce even more

of the atmosphere and excitement of a real race track with Scalextric trackside accessories.

'You Steer' Scalextric gives you instant response for surging round the tightest bends, positive overtaking and manoeuvring round obstacles

'you steer' conversion sets put power steering in your existing layout

set ys100

Set contains: 1 'You Steer' Javelin car YS 103 (blue or yellow)

1 Drive/Steering Controller

1 Island Hazard




set ys200

Set contains: 1 'You Steer' Ford-Mirage YS 115

1 'You Steer' Ferrari P4 YS 116

2 Drive/Steering Controllers

2 Island Hazards





YS 116 Ferrari P4
(red)

YS 103 Javelin
(blue or yellow)

YS 118 Ford 3L
(orange)

YS 117 Lamborghini
(yellow)

YS 115 Ford Mirage
(green)

'you steer' cars

Can be purchased separately, each packed in a distinctive 'You Steer' pack.

drive/steering controller

YS/271

A heavy duty throttle gives you thumb or finger tip control of your power. A steering wheel is built into the side of the controller for you to turn to give corresponding movement of the car—instantly.

motor/steering unit


YS/273

The heart of the 'You Steer' cars. Available as an accessory to fit into these standard Scalextric cars C/3, C/15, C/16, C/17, C/18.

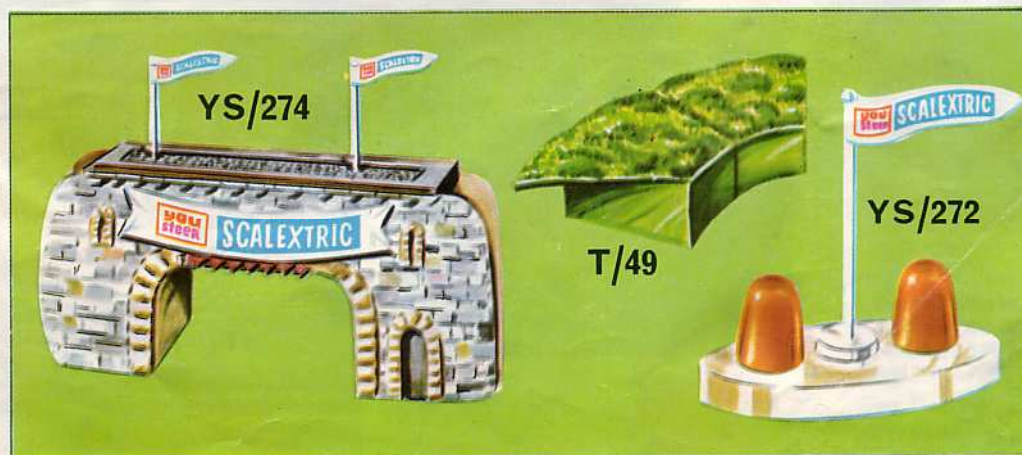
- ★ Exclusive new reverse polarity system to control drive and steering simultaneously
- ★ Double clutch to give immediate drive response
- ★ Pivoted steering arm that gives instant power steering
- ★ Close mesh low friction gearing
- ★ Completely self contained unit
- ★ Worm drive for positive steering
- ★ Low centre of gravity keeps the action hard down on the road.



YS/271



YS/273



YS/274

T/49

YS/272

track hazards

YS/274 ARCHWAY HAZARD

YS/272 ISLAND HAZARD

Can be positioned on any join in the track.

T/49 DOUBLE INNER CURVER
INNER BORDER OBSTACLE

Track Borders (see page 16) clip onto existing track to give you extra steering space.

'you steer' set ys 500



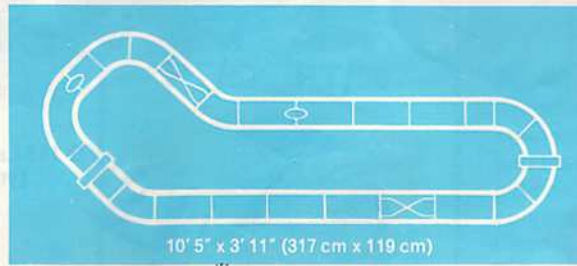
- ★ TWO MAGNIFICENTLY DESIGNED 'YOU STEER' CARS
- ★ FOUR ISLAND AND TWO ARCHWAY HAZARDS
- ★ COMPLETE WITH TRACK BORDERS

Set contains:

- 1 YS 117 Lamborghini (yellow)
- 1 YS 118 Ford 3L GT (orange)

22' 4", 680cm of track comprising:

- ★ 2 half straights
- ★ 9 full straights
- ★ 10 standard curves
- ★ 4 Island Hazards
- ★ 12 crash barriers
- ★ 2 archway hazards
- ★ 2 drive/steering controllers (YS 271)
- ★ 1 starting straight
- ★ 1 pair of change-overs
- ★ 1 start-finish banner
- ★ 26 full straight borders
- ★ 10 standard curve inner borders
- ★ 10 standard curve outer borders



With this set you have all the atmosphere of a full-size motor racing circuit, 10' 5" x 3' 11", (317 cm x 119 cm). It is a real test of steering skill, with four island and two Archway Hazards. The complete control of the car is yours, needing all your concentration, until you pass the chequered flag at the finish.

(Power unit not included—see page 23)



'you steer' set ys 400

- ★ TWO GREAT 'YOU STEER' CARS
- ★ CHANGE-OVER TRACKS FOR EQUAL RACING
- ★ SIX ISLAND HAZARDS
- ★ COMPLETE WITH TRACK BORDERS

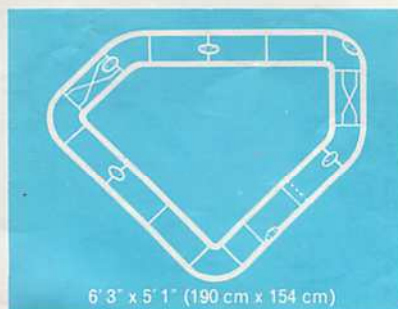
Set contains:

- 1 YS115 Ford-Mirage car (green)
- 1 YS116 Ferrari P4 (red)

15' 7", 476 cm of track comprising:

- ★ 1 half straight
- ★ 7 full straights
- ★ 2 standard curves
- ★ 3 double inner curves
- ★ 1 pair of change-overs
- ★ 1 starting line straight
- ★ 21 straight track borders
- ★ 2 standard curve outer borders
- ★ 2 standard curve inner borders
- ★ 3 double inner curve inner borders
- ★ 3 double inner curve outer borders
- ★ 6 island hazards
- ★ 6 crash barriers
- ★ 2 drive/steering controllers (YS271)

With this 'You Steer' Set YS400, you have the basis of a really dramatic layout 6' 3" x 5' 1" (190 cm x 154 cm). You are right there in the driver's seat, experiencing all the excitement, thrills and drama as if you were actually out there on the track. (Power unit not included—see page 23)



'you steer' set ys 300

- ★ TWO SUPERB 'YOU STEER' CARS
- ★ FOUR ISLAND HAZARDS
- ★ COMPLETE WITH TRACK BORDERS

Set contains:


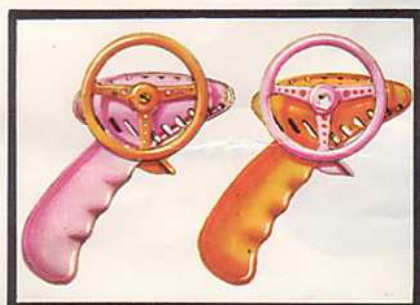
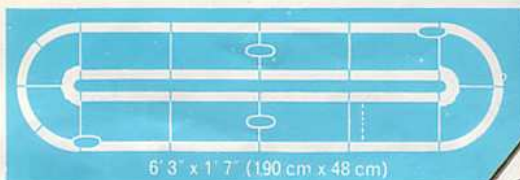

2 YS 103 Javelin cars (blue and yellow)
12' 0", 365 cm of track comprising:

- ★ 1 Starting Line Straight
- ★ 7 full straights
- ★ 4 double inner curves
- ★ 4 double inner curve inner borders
- ★ 4 double inner curve outer borders
- ★ 16 full straight borders
- ★ 6 crash barriers
- ★ 4 island hazards
- ★ 2 drive/steering controllers (YS271)

(6' 3" x 1' 7", 190 cm x 48 cm)

This set is the starting point from which to build a really complete Model Motor Racing system. You can add more excitement as you add to your layout, 6' 3" x 1' 7", (190 cm x 48 cm).

Never has home motor racing been so real!
(Power unit not included—see page 23)



grand prix formula cars



C/5 EUROPA VEE
(White or Green)

Also available:
C/5A Europa Vee
without airfoils



C/6 PANTHER GP
(Red or Yellow)



C/14 MATRA GP
(Blue)

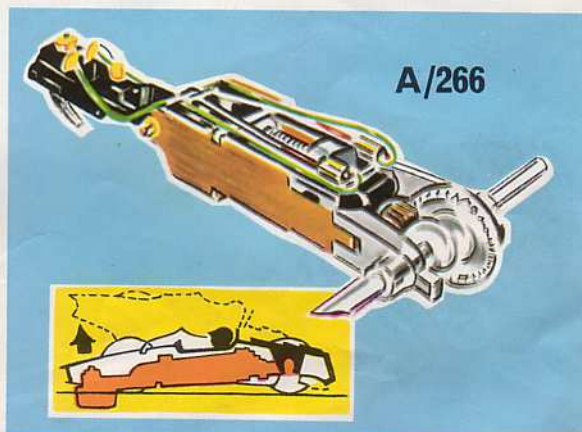


C/19 SCALEXTRIC TEAM CAR
(White or Yellow)



C/36 HONDA GP
(White)

power sledge



A/266

The Power Sledge is a complete chassis unit which rides the track on the two rear wheels and the forward guide flag. The body is fixed to the Power Sledge only by the back axle, ensuring perfect weight distribution and a very low centre of gravity.



Colours of Scalextric models may be changed from time to time to add even greater variety to your stable of cars

The 1971 collection of really fast GP Cars to bring all the thrills and skills of Grand Prix racing to your circuit.



C/8 LOTUS INDIANAPOLIS●
(Green or White)



C/9 FERRARI GP●
(Red or Blue)



C/23 SCALETTI-ARROW
(Green or Red)



C/24 TEAM CAR MK. II
(Blue or Red)



C/37 BRM
(Blue)

● MODELS MARKED THUS (●)
ARE FITTED WITH THE SUPER
FAST POWER SLEDGE



C/65 ALFA ROMEO



C/96 AUTO UNION

A limited run of two fabulous vintage cars has been arranged to meet the demand of enthusiasts.
THE ALFA ROMEO THE AUTO UNION

C/3 JAVELIN SPORTS ■
(Blue or Yellow)



C/7 RALLY MINI COOPER
(Yellow or Red)



C/15 FORD MIRAGE GT
(Green) ■

C/4 ELECTRA SPORTS
(Orange)



C/83 SUNBEAM TIGER SPORTS
(Yellow)

C/16 FERRARI P4 GT
(Red) ■



C/18 FORD 3L GT
(Orange) ■

gt cars sports and specials

SCALEXTRIC

Regd.



C/17 LAMBORGHINI
(Yellow) ■



C/22 PORSCHE 917 GT



C/21 COUGAR SPORTS
(Orange or Blue)



C/32 MERCEDES 250 SL
(White or Beige)



C/34 E TYPE JAGUAR



C/84 TRIUMPH TR4A SPORTS
(Blue)

This tremendous range of Scalextric cars gives you the opportunity to test your skill and to let you experience the satisfaction of mastering different driving techniques

■ CARS MARKED THIS (■) ARE ALSO AVAILABLE FITTED WITH THE 'YOU STEER' DRIVE UNIT
See Page 9



T/47
PT/51
T/48

PT/54
PT/55

T/44
PT/52

T/39
PT/53
T/40

T/50
PT/56

PT/84

PT/57 PT/58

PT/59

T/46
PT/60

PT/63

PT/82

PT/83

A/214

track

Scalextric Track is made of tough flexible plastic with a perfect surface for high speed racing. It is designed for 2, 4, 6 or 8 lane layouts, and there are no loose accessories needed. Scalextric Track is easy to assemble, with connectors built into each section and there are no special track or side projections. Power can be connected to any Straight 'D'. (Splined Hole Track Connectors. British Pat. No. 959967)

- PT/51 Standard Curve (45°)
- PT/52 Inner Curve (45°)
- PT/53 Outer Curve (22½°)
- PT/54 Half Standard Curve (22½°)
- PT/55 Half Inner Curve (22½°)
- PT/56 Double Inner Curve (90°)
- PT/57 Straight 'A' 3¼", 7.8 cm long
- PT/58 Straight 'B' 3⅞", 8.7 cm long
- PT/59 Straight 'C' 6¼", 17.5 cm long
- PT/60 Straight 'D' 13¼", 35 cm long
- PT/63 Starting Line Straight 13¼", 35 cm long
- PT/82 Change-over track, pair, each 13¼", 35 cm long.
- PT/83 Right-Angle Crossing 9¼", 22.9 cm long
- PT/84 Large Radius Curve (22½°)

track borders



- T/39 Outer Curve—Outer
- T/40 Outer Curve—Inner
- T/44 Inner Curve—Inner
- T/46 Straight 'D' Border (green)
- T/47 Standard Curve—Outer (green)
- T/48 Standard Curve—Inner (green)
- T/50 Double Inner Curve—Outer (green)
- A/214 Track Cleaner

banked track

The Standard Curve Banked Track enables you to build a really high speed corner into your Scalextric layout. The 45° Banking and the special lead-in Straight Sections give you a smooth, progressive camber allowing tremendous speeds and thrilling racing.

SPEED BANKING SET

- PT/97 Contents:
 - 4 Banked Standard Curves
 - 4 Variable Banking Supports
 - 2 Banking Approach Pieces
- PT/98 Banked Curve and Variable Banking Support
- PT/99 Banking Approach Pieces 3⅞", 8.7 cm long (Set of two)
- PT/100 Variable Banking Support Fully adjustable for height and angle






set extension pack

The Set Extension Pack **HP/1** gives you a bigger circuit and greater realism. In conjunction with the '30', '31', '45' and '50' sets (also 1967 '40' and '65' sets and 1968 '60' set) it can give you more exciting racing and a circuit that will be the envy of all your friends.


Contents:

- 1 Hump Back Bridge
- 2 Change-Over Tracks
- 2 Straights 'B'
- 1 Start/Finish Banner
- 1 Starter on Rostrum
- 2 Piling Sections with Flagpoles
- 1 Gate Unit
- 6 Hurdles
- 1 Pit Accessories Set
- 1 Track Officials & Pit Crew Set
- 1 Vendors and Spectators Set
- 1 Sheet Official Flags
- 1 Sheet Decorative Flags



lap counter

Cat No. A/259 6 $\frac{1}{8}$ " , 17.5 cm long. Every time a car passes, the Scalextric Lap Counter records it. It counts up to 15 laps for 2 cars on a 2 lane circuit and has a simple 're-set to zero' device. The Lap Counter is made in bright red for easy identification and so it is simple to check how many circuits each car has completed. There are no side projections, so that 2, 3, or 4 Lap Counters can be used along side each other on 4, 6 and 8 lane circuits.



electric lap recorder

Cat No. A/260 This precision Electric Lap Recorder **A/260** can be built into any Scalextric circuit. It has an ingenious electro mechanical action and records up to 999 laps. Each lane can be simply re-set to zero at any time. Extra sets can be added for 4, 6 or 8 lane racing. Overall track length 13 $\frac{3}{4}$ " , 35 cm, as straight 'D'.


SPECIAL FEATURES:

- ★ Two Recorder Units
- ★ Special Track, no moving parts
- ★ Electrical action
- ★ Duplicate numbers to identify track and recording units
- ★ Quick re-set manual control
- ★ Records up to 999 laps

paddock

A/251

This can be used with PT/91 Turnout 'W' on 2 lane circuits. For 4, 6 or 8 lane circuits PT/92 crossing 'X' is also required. Electric switches enable parked cars to be left in the Paddock while other cars are using the circuit. It is an ideal accessory for use with Hill Climb Layouts. (See page 19.)



A/251

pit stop set

PT/90

Manually operated

Comprises

- 1 'W' Turnout
- 1 'S' Lay-By
- 1 'Y' Turnout
- 1 'T' Lay-By

Scalextric Pit Stop Track sections are available separately to allow you to make true to life pit stops for large multi-lane racing. Operation is simple and the Turnouts may be used in either direction.

PT/91 'W' Turnout

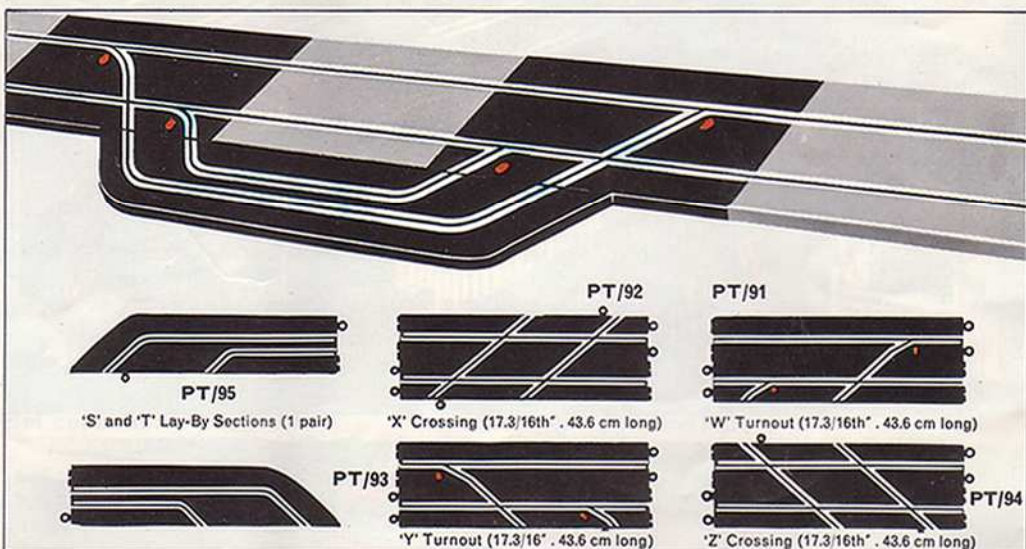
PT/92 'X' Crossing

PT/93 'Y' Turnout

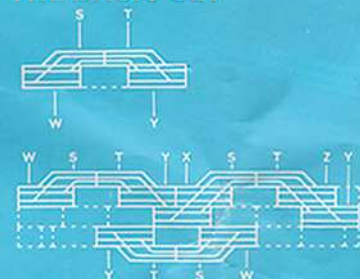
PT/94 'Z' Crossing

PT/95 'S' & 'T' Lay-By

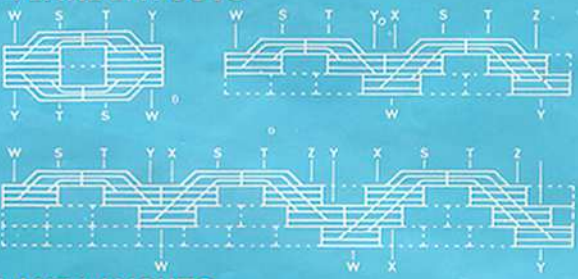
You can build Pit Stops for 2, 4, 6 or 8 lane racing. The ways to make up 2, 4 and 6 lane circuits are illustrated, and for 8 lane racing the large 6 lane layout can be extended one stage further. Alternatively you can build two 4 lane Pit Stops on opposite sides of the track to conserve space.



THE BASIC SET



4 LANE LAYOUTS



6 LANE LAYOUTS

chicanes

PT/74 SHORT CHICANE SET

2 pieces to same length as two straights 'D'. 27½", 70 cm long

PT/75 CHICANE STRAIGHT

13½", 35 cm long (centre piece only)

PT/76 LONG CHICANE SET

3 pieces to same length as three straights 'D'. 41½", 105 cm long

PT/77 GOODWOOD CHICANE

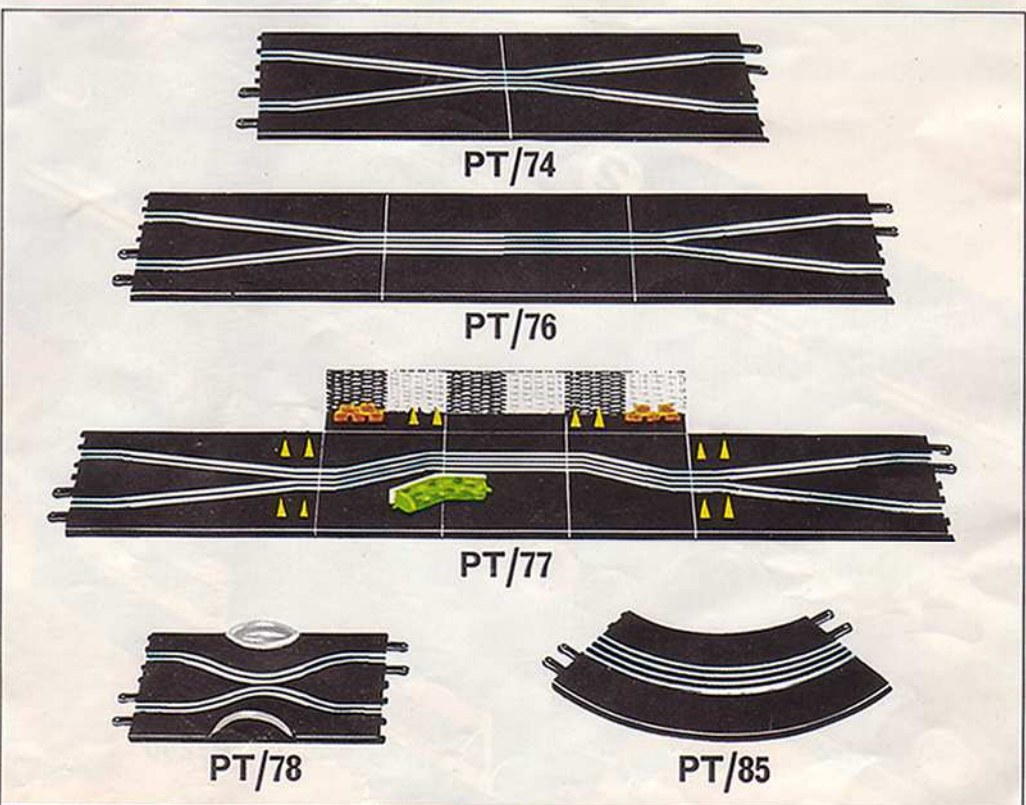
Overall length 48½", 122.5 cm (same length as 3 straights 'D' plus 1 straight 'C'). Two Goodwood Chicanes make an excellent 4 lane chicane.

PT/78 SKID CHICANE

Special skid pan surface to give you the thrill of controlling a skidding car at speed. Length 13½", 35 cm.

PT/85 STANDARD CURVE CHICANE (45°)

You can use this to give you the extra excitement of a long chicane on a bend—several may be joined together—in conjunction with the Short Chicane Set (PT/74). It can also continue a straight chicane into a corner with the Long Chicane Set (PT/76).




dragster turn and hillclimb

The illustration shows how the PT/73 Set can be used for a simple hill climb. Using two PT/73 Sets a Dragster Strip can be built with one at either end connected by any number of Standard Straight Sections. Whether this turn is used with a Hill Climb or a Dragster Strip, it enables cars to turn and be driven back to the Pit Stop or Paddock without any handling.



PT/73



Comprises:


- 1 Curved Wye Section
- 3 Single Lane Curves

flying leap

Super excitement from Scalextric. Flying Leap takes you flashing across a break in the roadway—needs *extra* skill and judgement. Do it successfully and land safely on the other side of the gap—and zoom away. One mistake—and you're on a crash course—right out of the race. Even though special embossed track sections help to guide the car into the slot when it lands on the other side, only the Scalextric champions win through. The Flying Leap is suitable for all Scalextric existing cars with the exception of "You Steer" models

Overall length 61 $\frac{1}{2}$ " 157.8 cm comprising:

- 2 special straights
- 2 lead-in track sections
- 8 crash barriers
- Broken Bridge unit




A/269

high hump bridge

With the High Hump Bridge you have even more super excitement on your Scalextric circuit. Try it for yourself. When you've mastered it in one position move it to a different part of the track. And then keep on moving it—the fun never stops. Your friends will love all the excitement that the High Hump Bridge brings—and so will you.

Overall length 40.2" 103 cm comprising:

- 1 concave track section
- 1 convex track section
- 1 straight 'D'
- 3 supports
- 8 crash barriers



PT/101

fly-over

PT/68 FLY-OVER BRIDGE

Comprises:

- 1 straight 'D' 2 straights 'C'
- 2 crash barriers 2 bridge supports

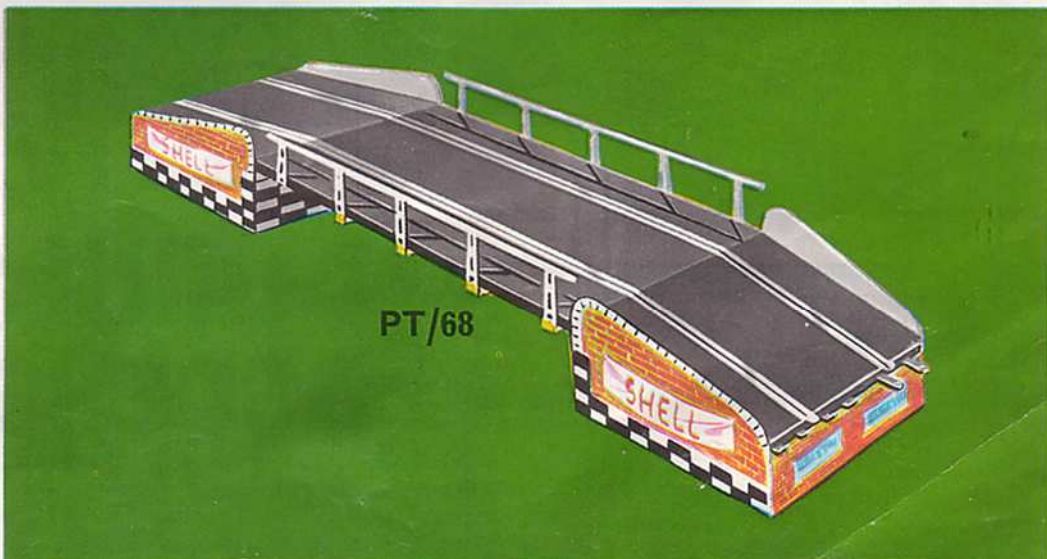
Overall track length 27 $\frac{1}{2}$ " 70 cm,

You can make fly-overs for four lane circuits with two PT/68 fly-over bridges. Six and eight lane fly-overs can be built using banking units and trusses, A/217 and A/218 (see page 22)


PT/70 BRIDGE-SUPPORTS ONLY

(2 per set)

These can be used to make a fly-over bridge with your existing track.



PT/68



SCALEXTRIC
Mod.




**buildings and
accessories**



figures

Beautifully modelled groups of figures that can be hand painted in an unlimited variety of colours. They add colour and realism to your layout when used to populate your Spectators' Stand (see below).

F/306A FIVE SEATED FIGURES
F/306B FIVE SEATED FIGURES



F/306A



F/306B

banking units

Multiple Units for 4, 6, and 8 lane tracks.

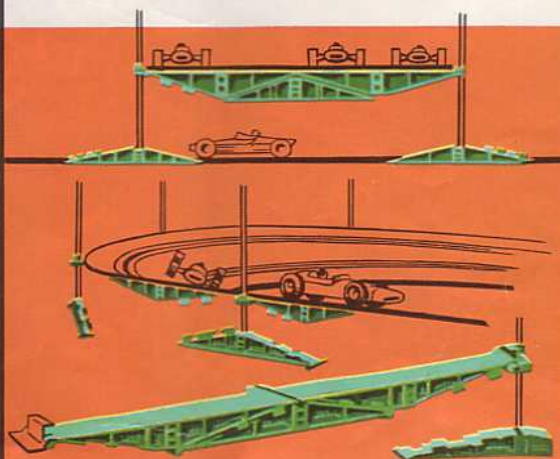
These can be used to make flyovers of any size. Just join together the required number of Banking Trusses (A/218) and after assembly support at both ends with Banking Units (A/217).

Banking on large circuits is achieved in the same way, but only one end of the assembled banking trusses should be supported.

A/217 BANKING UNIT
 Comprises 1 Truss, 1 slide, 1 Rod.

A/218 BANKING TRUSS


A/219 BANKING TOE CLIP
 to fix Banking Units permanently to a baseboard.



A/217



A/219



A/218

building kits

Create the atmosphere and excitement which always exists at meetings at your favourite racing circuit. As your layout and stable of cars gets bigger and better, capture this atmosphere for yourself with the fabulous range of Scalextric Trackside Buildings, Accessories and Figures.

With these superb scale model Trackside Buildings you can add extra fun and realism to your racing circuit. They are simple to assemble and give a wonderful effect when used in conjunction with Scalextric Scale Figures (see pages 20/21).

K/701 RACING PIT
K/702 OWNER'S STAND AND RACING PIT

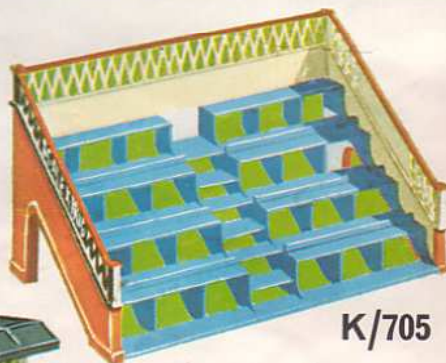
K/703 CONTROL CENTRE
 Size: base 10½" x 8½" (27 x 22 cm)
 Height, to base of flagpole, 10½" (27 cm)

K/704 MARSHALS HUT

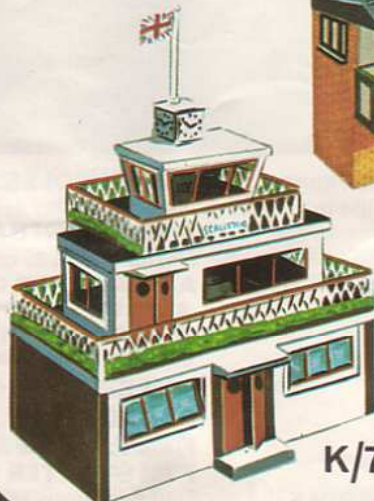
K/705 SPECTATORS' STAND
 Populate this stand with "Paint-them-yourself" figures F/306A and B (see above)



K/701




K/705



K/703



K/704



K/702

accessories

A/206 CAR NAME BOARDS

for Scalextric Pits.

A/213 TRACK SIGNS,

set of five.

A/223 PIT ACCESSORIES SET

A/247 LANE CLIP

Use as shown to join tracks in 4, 6 and 8 lane racing circuits.

A/264 STANDARD BANKING PLATE

provides banking up to 1½" (4 cm) high.

A/267 LARGE BANKING PLATE

provides banking up to 2½" (6 cm) high.

C/507 101 CIRCUITS

A wonderful publication for Scalextric enthusiasts; in it you find plans of 101 different Scalextric Layouts including replicas of many world famous Grand Prix Circuits. With each layout are full details of its size together with a list of Track Sections required.

powerboost connectors

Cat No. A/252

On large layouts it is advisable to have extra Power Boosts at points on the track some distance from the hand throttles to counteract any voltage drop.

The A/252 is a simple unit and it should be fitted as illustrated with one end plugged into the track near the hand throttle connections and the other end on the opposite side of the layout. Take care to cross-connect not only the same lane but also the same rail, otherwise a short circuit will occur which can be corrected by reversing one Power Boost Plug.

race tuned hand controller

THE HEAVY DUTY HAND CONTROLLER FOR THE ENTHUSIAST: WITH BUILT-IN DYNAMIC BRAKING.

Cat. No. A/262A

Fitted with 25 ohm Ceramic Resistor.

Cat. No. A/262B


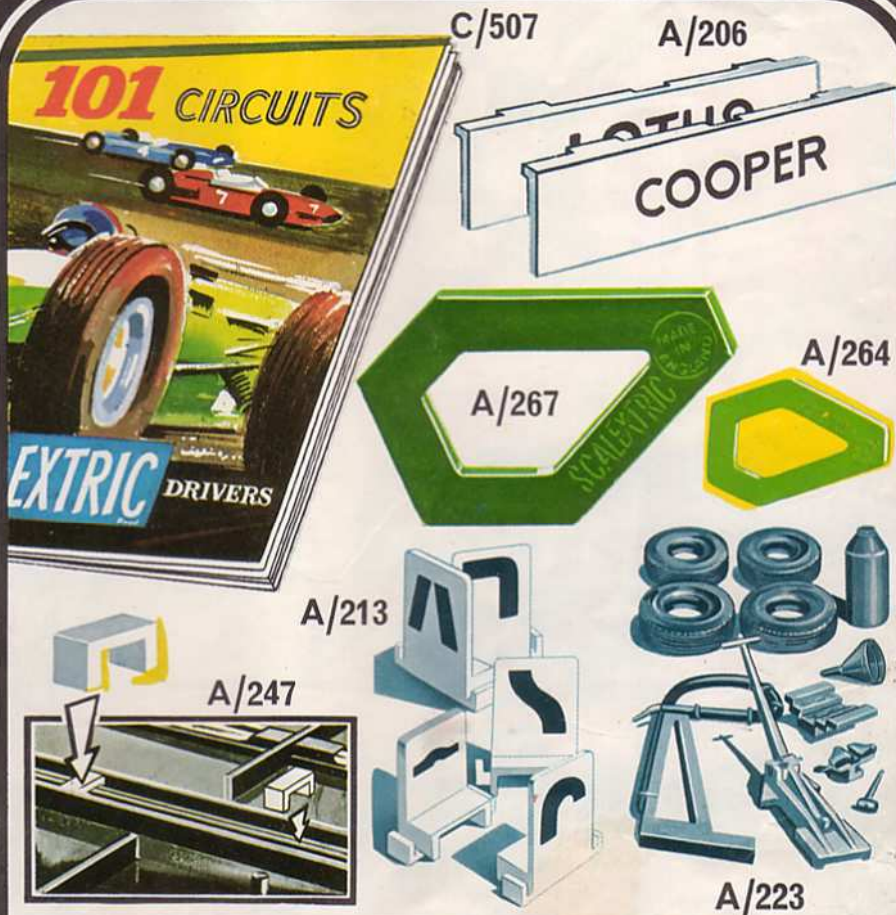
As above but fitted with .15 ohm Ceramic Resistor.

hand throttle

A/265 A Hand Throttle giving precision control of all Scalextric 1/32nd models.

Special features include:

- ★ Built-in dynamic brake
- ★ 35 ohm resistor



power unit

Scalextric Sets require a Transformer/Rectifier, with an output of 12 volts D.C. at NOT LESS THAN 2.5 AMPS. It should incorporate an AUTOMATIC OVERLOAD CUT-OUT.

Full instructions are given with each set for connecting your Scalextric Circuit to the Transformer.

No form of speed control is required in addition to the Hand Throttles which are included in all sets.

SETS DO NOT INCLUDE A POWER UNIT. Your Scalextric Stockist will be only too pleased to give you full advice concerning the recommended unit.





SCALEXTRIC
Regd.



BOAC

WORLD CHAMPIONSHIP

**You can be a world
champion before your
seventeenth birthday.**

National Champions will fly to London to compete in the Grand Final, and see the BOAC 1,000 World Championship Sports Car race at Brands Hatch, April 1972.

See your local stockist for details of how to enter.

EXTON BROWN

SCALEXTRIC
Regd.



**OFFICIAL
SERVICE DEALER**

As with real racing cars your Scalextric Car may from time to time need servicing. Official Scalextric Service Dealers have been appointed throughout the country. They are fully equipped and qualified to effect rapid servicing and repairs to Scalextric equipment. Scalextric Service Dealers also carry a comprehensive range of Spares for enthusiasts who wish to carry out their own servicing.

Scalextric approved Service Dealers are provided with this Window Display Badge.

CHECK WITH YOUR SCALEXTRIC DEALER FOR AVAILABILITY DATES OF NEW ITEMS

This catalogue illustrates and refers to a number of items which are the subject of Patent and Registered Designs in Great Britain and many other important countries throughout the world. Details of these are available from Rovex Tri-ang Ltd., Westwood, Margate, Kent. Rovex Tri-ang Limited reserve the right to alter designs and specifications without prior notice. This catalogue supersedes all previous editions.

ROVEX TRI-ANG LTD., WESTWOOD, MARGATE, KENT

