






13th edition




Model Motor Racing

New exciting sets you can always add to





**Scalextric
brings
you all
the skills and
thrills of real
Motor Racing**



“There’s no limit to
the thrill of
owning your own
Motor Racing
Circuit”

A whole new world of excitement opens up when you drive your Scalextric car down the straight at full chat—drift it round the left hander at the end, and back through the pits for the 10th lap—each lap is different, the car has warmed to its task, the throttle pressures are now familiar and you now feel that the circuit is easy—oops—that left hander is still tricky when your Dad gets a bit pushy down the straight. Anyway next week you can add a couple more straights and a chicane to this circuit then you’ll show them who’s World Champion.

Just think, next Christmas you can even extend your circuit to four lanes with high speed banking so that even Mum can join in—we can let her drive the little red Mini-Cooper for fun.

Just look through this catalogue and see the fun you can have by adding to your Scalextric set—first a new piece of track—then a race tuned car and so on, even putting on wider tyres on some of the Grand Prix cars for better road holding—the only motor racing toy where *you* drive *your* own car—*fast*.





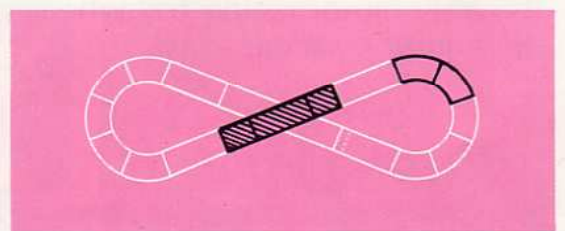
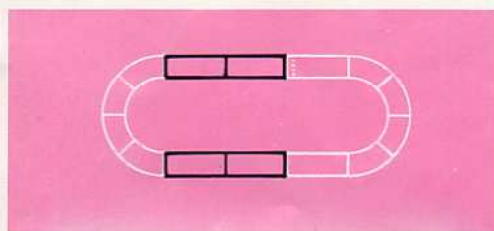


41 SET

Unbeatable Value—
Add extra thrills so easily.

Set contains:

- 2 C.23 Scaletti-Arrow G.P. cars.
- 8' 3" (251 cms.) of Track comprising:
- 8 Standard Curves
- 1 Straight 'D'
- 1 Starting Line Straight

- 8 Banking Plates
- 4 Crash Barriers
- 2 Hand Throttles (A.265)



41 SET
3' 7" x 2' 5"
(109 cms. x 73 cms.)

Extend your set layout by adding
4 Standard Straights (PT/60) for a long
oval.

Then 2 standard curves (PT/51) and
1 Fly-over Bridge (PT/68) for figure-eight
equal lane racing. (C.102. See page 13)



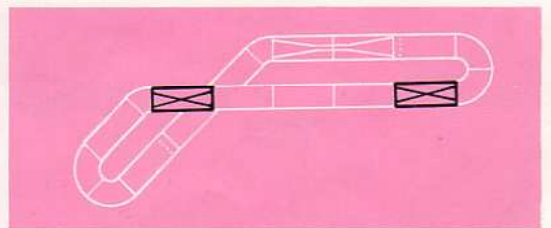
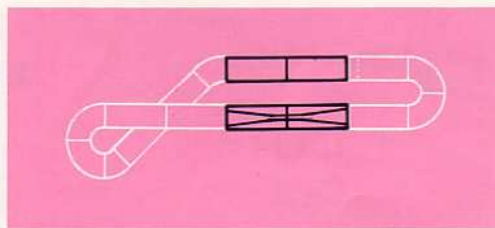
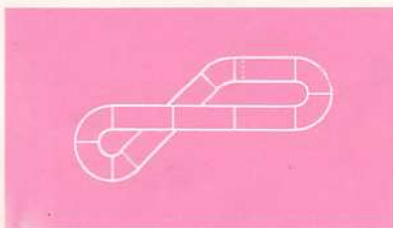

Set contains:

- 2 C.23 Scalletti-Arrow G.P. cars.
- 10' 4" (316 cms.) of Track comprising:
- 2 Inner Curves
- 4 Double Inner Curves
- 5 Straights 'D'
- 1 Starting Line Straight

- 7 Crash Barriers
- 6 Track Supports
- 6 Banking Plates
- 2 Hand Throttles (A.265)

51 SET

Special Figure-Eight racing layout with fly-over to give two equal lanes.



51 SET
 4' 11" x 2' 5"
 (149 cms. x 73 cms.)

Add even more to your 51 Set with a short chicane (PT/74) and two straights (PT/60)

Then add a pair of change-over tracks for a really thrilling figure-eight circuit

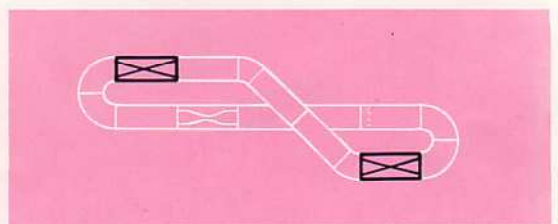
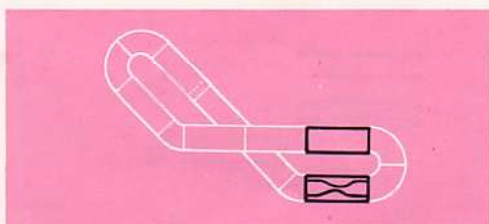
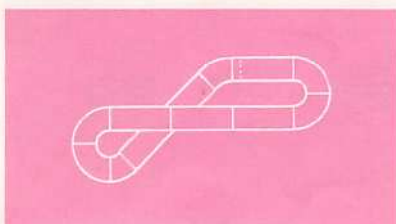


62 SET

The New Mighty Clubman Set
Equal Length two lane racing
with Mini-Cooper cars.

Set contains:

- 2 C.7 the famous Mini-Cooper cars
- 10' 4" (316 cms.) of Track comprising:
 - 2 Inner Curves
 - 4 Double Inner Curves
 - 5 Straights 'D'
 - 1 Starting Line Straight
- 7 Crash Barriers
- 6 Track Supports
- 6 Banking Plates
- 2 Hand Throttles (A.265)



62 SET
4' 11" x 2' 5"
(149 cms. x 73 cms.)

Have even more fun with minis by adding
a Straight (PT/60) and a skid chicane
(PT/78).

Then for a real rally cross bumping and boring
circuit add a pair of change-over tracks
(PT/82) for really exciting racing.

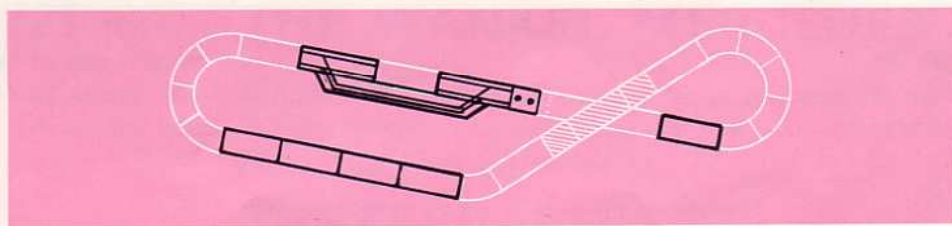




72 SET

NEW G.T. Formula Road Racing Set
 2 Exciting G.T. Cars give exciting equal racing with all your concentration on driving the faster G.T. cars.


Set contains:

- | | |
|--|----------------------------|
| C.15 Ford Mirage G.T. | C.16 Ferrari P.4 G.T. |
| 16' 8" (508 cms.) of Track comprising: | |
| 10 Standard Curves | 2 Fly-Over Bridge Supports |
| 2 Straights 'C' | 6 Crash Barriers |
| 6 Straights 'D' | 12 Banking Plates |
| 1 Starting Line Straight | 2 Hand Throttles (A.265) |



72 SET
 7' 4" x 2' 5"
 (223 cms. x 73 cms.)

Le Mans type racing of endurance and speed can easily be obtained by adding pit stop set (PT/90) Lap Counter (A.259) and 5 Standard Straights (PT/60).



82 SET

The new high speed grand prix set
23 feet of high speed track with
45 degree banking at one end.

Set contains:

C.37A B.R.M. C.43 McLaren F.1

23' 6" (718 cms.) of Track comprising:

12 Straights 'D'

2 Straights 'C'

1 Starting Line Straight

6 Standard Curves

4 Speed Banking Curves

1 Pair Banking Approach Pieces

4 Banking Supports


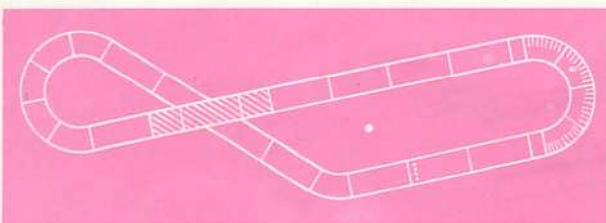
2 Fly-Over Bridge Supports

9 Crash Barriers

12 Banking Plates

3 Track Supports

2 Hand Throttles (A.265)



82 SET
10' 9" x 3' 1"
(328 cms. x 94 cms.)

You can add even more speed and excitement by adding three Standard Straights (PT/60) and 1 half Straight (PT/59) and a Goodwood Chicane (PT/77)—making an exciting 31 feet of high speed circuit with many variations.

NEW



SCALEXTRIC

CARS FOR 1972



THE MARCH FORD 721 (C.26)

A replica of this famous car that finished in the money throughout the 1971 Grand Prix Season using the unbeatable Ford Cosworth V.8 Engine. (Available late 1972). Red.

THE McLAREN F.1 (C.43)

Designed by this famous racing driver's stable the McLaren F1 using the Cosworth V.8 Engine has had many successful races. (Available Mid 1972). Blue or Yellow.

THE WANKEL MERCEDES (C.44)

A replica of a world famous car using the revolutionary Wankel Rotary engine placed at the rear. (Available Mid 1972). White or Orange.

THE FERRARI GT.330 (C.41)

A scale replica of this famous car out of the Black Horse of Maranello Stable whose name is synonymous with thoroughbred Racing Cars. (Available Mid 1972). Red or Blue.

A CHOICE OF 17 PROVEN SCALEXTRIC CARS-

Scalextric cars are built with different characteristics, speed, acceleration, road holding, weight and even tyre section, all these details have been tried and proven over the years to give you the fun, realism, skills and thrills of the real cars used in the sport of motor racing.

1972 Selection of Grand Prix Formula Cars

*(cars equipped with)



C.8A Lotus Indianapolis*
British Racing Green or
American Racing White



C.9 Ferrari
French Racing Blue or
Italian Racing Red



C.14A Matra*
French Racing Blue

1972 Selection of Gran Turismo Cars



C.15 Ford Mirage
Green



C.16 Ferrari P.4
Red



C.17 Lamborghini
Yellow

1972 Selection of Sports, Specials and Saloon Cars



C.21 Cougar
Orange or Blue



C.32 Mercedes 250SL
White or Beige



C.3 Javelin
Blue or Yellow

DESIGNED & BUILT FOR SCALE MOTOR RACING



(new low profile racing tyres)



C.23 Scalletti-Arrow
British Racing Green or
Italian Racing Red



C.24A Mark II Team Car*
French Racing Blue or
Italian Racing Red



C.37A B.R.M.*
French Racing Blue or
Sponsored Yellow



C.18 Ford 3L
Orange



C.22 Porsche 917
White or Blue



C.34 E-Type Jaguar
Red or Green

Colours may change from time to time to add variety to your racing.



C.4 Electra
Orange or Red


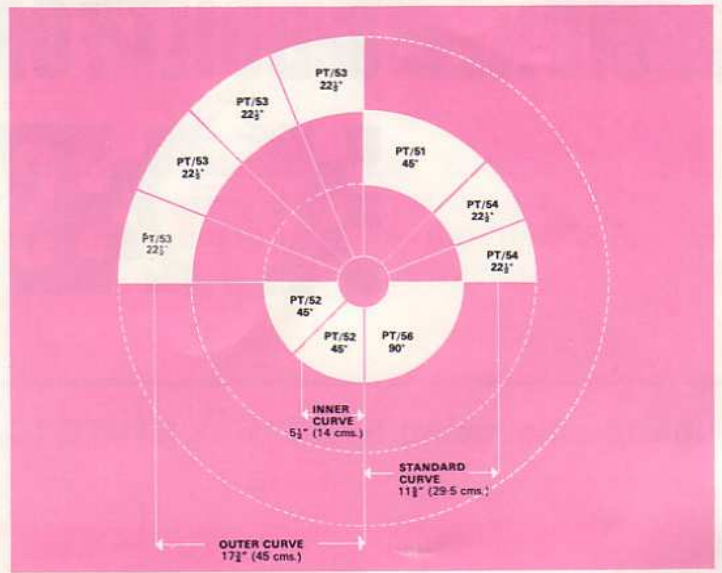


C.7 Mini-Cooper
Red, Yellow or Green



SCALEXTRIC TRACK

Scalextric Track is made of tough flexible plastic with a perfect surface for high speed racing. It is designed for 2, 4, or 6 lane layouts, and there are no loose accessories needed. Scalextric Track is easy to assemble, with connectors built into each section and there are no special track or side projections. Power can be connected to any Standard Straight 'D'.



PT/68 Fly-Over Bridge. Comprises:-
1 straight 'D', 2 straights 'C', 2 crash barriers, 2 bridge supports. Overall track length 27 1/2" (70 cms.).
You can make fly-overs for four lane circuits with two PT/68 fly-over bridges.

PT/51
Standard Curve (45°)

PT/52
Inner Curve (45°)

PT/53
Outer Curve (22 1/2°)

PT/54
Half Standard Curve (22 1/2°)


PT/56
Double Inner Curve (90°)

PT/57
Straight 'A' 3 1/8" (7.8 cms.) long

PT/58
Straight 'B' 3 7/8" (8.7 cms.) long

PT/59
Straight 'C' 6 7/8" (17.5 cms.) long

PT/60
Straight 'D' 13 3/4" (35 cms.) long



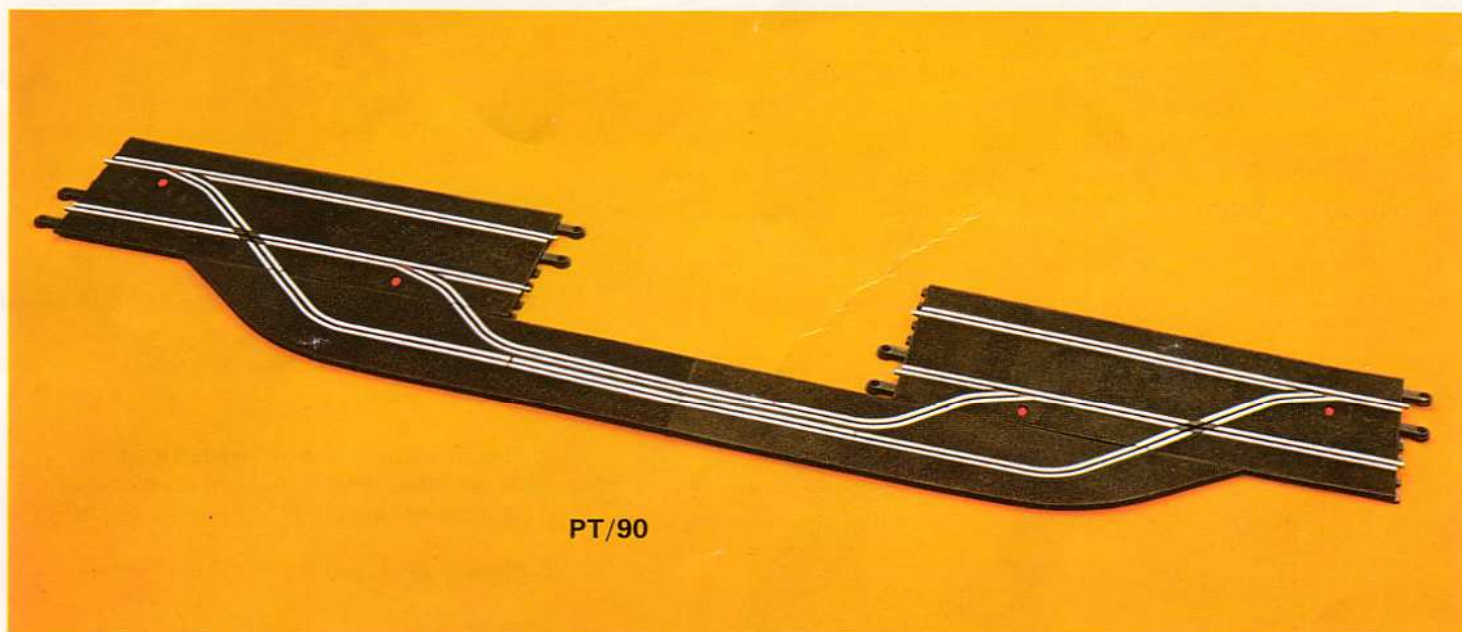
PT/74 Short Chicane Set.
2 pieces to same length as two straights 'D', 27 1/2" (70 cms.) long.

PT/77 Goodwood Chicane.
Overall length 48 1/8" (122.5 cms.) (same length as 3 straights 'D' plus 1 straight 'C'). Two Goodwood Chicanes make an excellent 4 lane chicane.

PT/78 Skid Chicane.
Special skid pan surface to give you the thrill of controlling a skidding car at speed. 13 3/4" (35 cms.) long.

PT/82 Change-over track, pair, each 13 3/4" (35 cms.) long.

PT/90 Pit Stop Set— Manually operated. Comprises:-
 1 'W' Turnout, 1 'S' Lay-By, 1 'Y' Turnout, 1 'T' Lay-By.
 Operating is simple and the Turnouts may be used in either direction.
 48 $\frac{1}{8}$ " (122.5 cms.) long.

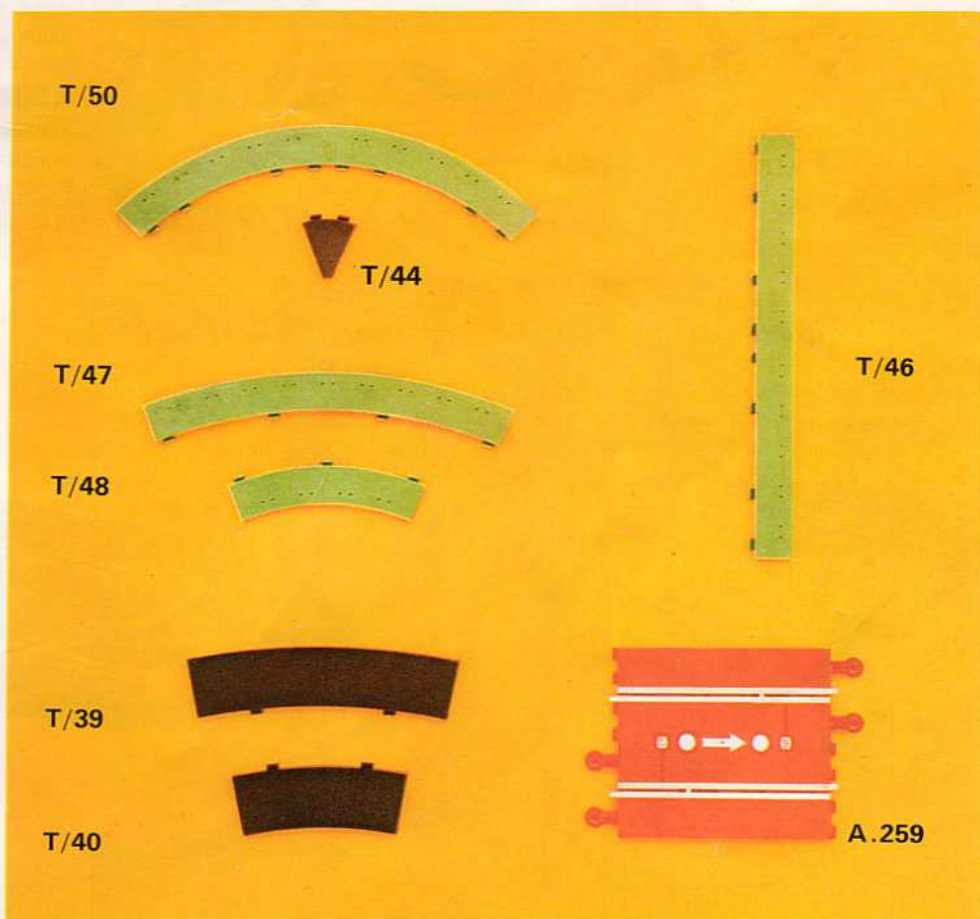


PT/90



PT/70

PT/100



T/50

T/44

T/46

T/47

T/48

T/39

T/40

A.259

PT/70 Bridge-Support only.
 (2 per set) These can be used to make a fly-over bridge with your existing track. (Track not included)

PT/100 Variable Banking Support
 Fully adjustable for height and angle.

Track Borders

T/39 Outer Curve— Outer (22 $\frac{1}{2}$ °)
T/40 Outer Curve— Inner (22 $\frac{1}{2}$ °)

T/44 Inner Curve— Inner (45°)
T/46 Straight (D)— 13 $\frac{3}{4}$ " (35 cms.) long
T/47 Standard Curve— Outer (45°)
T/48 Standard Curve— Inner (45°)
T/50 Double Inner Curve— Outer (90°)


A.259 Lap Counter— 6 $\frac{7}{8}$ " (17.5 cms.) long. Mechanical Action and a simple re-set device.

C.102 Track Extension Set. Added to the 41 Set will build a figure-eight layout as illustrated on page 4.
 Contents:
 2 PT/51 Standard Curves
 2 PT/59 Straights 'C'
 5 PT/60 Straights 'D'
 2 PT/70 Fly-over Bridge Supports
 2 A.246 Crash Barriers
 4 A.264 Banking Plates

ELECTRICAL ACCESSORIES FOR USE WITH YOUR SCALEXTRIC SET

Power Units

All Scalextric cars and sets require a transformer/rectifier (which is not included in sets) with a continuous output at 12 volts D.C. of NOT LESS THAN 2.25 AMPS, it should incorporate an Automatic Overload Cut-Out and conform to B.S.I. Specification 4435. Full instructions are given with each set for connecting your Scalextric Circuit to a suitable power unit.



Hand Throttles



Hand throttles are included in all Scalextric sets but when you extend your circuit to four or six lane racing you will require additional throttles to control the added lanes.

A.265 Standard Hand Throttle as in each set fitted with a 35 ohm resistor and track connection. Built in dynamic brake.

A choice of Heavy Duty Hand Throttles:-

A.262A Race Tuned Hand Throttle fitted with a 25 ohm ceramic resistor and track connection. Built in dynamic brake.

A.262B Heavy Duty Race Tuned Hand Throttle fitted with a 15 ohm ceramic resistor and track connection. Built in dynamic brake.



Power Boost Connectors – A.252 (2 per set)

On large layouts it is advisable to have extra Power Boosts at points on the track some distance from the hand throttles to counteract any voltage drop.


The A.252 is a simple unit and it should be fitted as illustrated with one end plugged into the track near the hand throttle connections and the other end on the opposite side of the layout. Take care to cross-connect not only the same lane but also the same rail, otherwise a short circuit will occur which can be corrected by reversing one Power Boost Plug.

Electric Lap Recorder – A.260

This precision Electric Lap Recorder A.260 can be built into any Scalextric circuit. It has an ingenious Electrical action and records up to 999 laps. Each lane can be simply re-set to zero at any time. Extra ones can be added for 4 or 6 lane racing. Overall track length 13¾" (35 cms.) as straight 'D'.

Special Features:

Two Recorder Units · Special Track, no moving parts. Electrical action · Duplicate numbers to identify track and recording units · Quick re-set manual control · Records up to 999 laps.




Super Accessories to Use with Scalextric Home Racing Sets

- NEW** C.101 Pack of 4 Low Profile Hubs and Tyres (2 front, 2 back)
 A.204 Pack of 12 Oil Drums
 A.205 Pack of 12 Straw Bales
 A.214 Track Cleaner
 A.226 Gate Unit (set of 3 pieces)
 A.246 Crash Barriers (pack of 12)
 A.247 Pack of 12-4/6 Lane Clips
 A.255 Pack of 12 Marker Cones
 A.264 Pack of 12 Banking Plates
 A.267 Pack of 6 Track Supports

A.269 Flying Leap 62" (158 cms.) long. Super excitement from Scalextric. Flying Leap takes you flashing across a break in the roadway—needs *extra* skill and judgement. Do it successfully and land safely on the other side of the gap—and zoom away. One mistake—and you're on a crash course—right out of the race. Even though special embossed track sections help to guide the car into the slot when it lands on the other side, only the Scalextric champions win through.

PT/101 High Hump Bridge 40 $\frac{1}{2}$ " (103 cms.) Long. With the High Hump Bridge you have even more super excitement on your Scalextric circuit. Try it for yourself. When you've mastered it in one position move it to a different part of the track. And then keep on moving it—the fun never stops. Your friends will love all the excitement that the High Hump Bridge brings—and so will you.



All the family enjoy racing



After Sales Service for Scalextric Motor Racing is ensured by over 500 Stockists who have been appointed official Service Dealers.

ROVEX Limited

WESTWOOD MARGATE KENT
Rovex Limited reserve the right to alter designs, specifications and prices without notice. This catalogue supersedes all previous editions.

SCALEXTRIC
Regd.

**SERVICE
DEALER**

