

....THE ORIGINAL FAST MOVER....

SCALEXTRIC[®]

BY **HORNBY**



Kennedy

MODEL MOTOR RACING CATALOGUE 25th EDITION

Austin Rover MIGHTY METROS



C652 AUSTIN ROVER CLASS CHAMPIONSHIP SET

High speed racing full of drama and excitement is just what this Scalextric set is all about. The two MG Metro Turbos are very fast cars and high speed banking at both ends of the oval track circuit allows racing drivers to push them to the limits of their performance. The cars have a lifting tailgate and transfer sheets are included for further decoration. An ideal starter set particularly for young drivers, this set comes complete with a mains transformer.



Layout size
144 cm x 73 cm
(4'9" x 2'5")

CONTENTS OF AUSTIN ROVER SET

- 2 MG Metro Turbo Cars
- 2 Hand Throttles
- 1 Starting Straight
- 3 Straight Track Sections
- 6 Speed Banking Curves
- 1 Power Unit (for operation from AC Mains 220-240 V 50 Hz)
- C653 Export Version without Power Pack



Layout Size
190 cm x 73 cm
(6'3" x 2'5")

Convert your set into this exciting figure of eight layout with these inexpensive additions.

ADD-ON C269 FLYOVER/C187 BANKED CURVES (2 PIECES)

Speed Banking Curves



Note: Figures & Scenic Materials are not included as part of the basic set.



ADD-ON C708 GIFT PACK - The perfect addition to any set.

SCALEXTRIC®

....THE ORIGINAL FAST MOVER....



ESCORT

XR3i





Kennedy

SCALEXTRIC

... THE ORIGINAL FAST MOVER ...

Ford **ESCORT**
XR3i

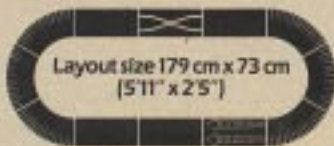
C676 FORD XR3i SET

This set contains the extremely popular Escort XR3i saloon cars in attractive silver and red liveries. Wing mirrors, a rear spoiler and chrome effect wheel hubs are standard trim on these highly detailed models. A skill testing skid chicane is included within the oval track circuit providing action packed highlights as both cars race through at breakneck speed. Transfer sheets are provided for added detailing and the set is supplied complete with a mains transformer.



CONTENTS OF FORD XR3i SET

- 2 Ford XR3i cars
- 2 Hand Throttles
- 1 Starting Straight
- 4 Straight Track Sections
- 1 Skid Chicane
- 6 Speed Banking Curves
- 1 Power Unit (for operation from AC mains 220-240V/ 50 Hz)
- C677 Export Version without Power Pack



Layout size 179 cm x 73 cm
(5'11" x 2'5")



High Speed Banked Curves



Skid Chicane




**SIMPLE ADDITIONS...
BRING SUPER
RESULTS!!**

ADD-ON C196/198 TRACK BORDERS -
for super skids on flat curves



**ADD-ON
C277 LAP COUNTER**



**ADD-ON C182 CHANGE-
OVER TRACKS (2 PIECES)**



**ADD-ON
C274 CRASH
BARRIERS -**
with flag poles,
flag sheets and
advertising labels.



**ADD-ON C248 HUMP
BRIDGE**



NEW!
**ADD-ON
C340 TRACK
MARSHALLS CAR**

No race commences without Marshalls checking the circuit. Now Marshalls can have their own car for checking circuits and attending crashes.

SCALEXTRIC

...THE ORIGINAL FAST MOVER...

the AMAZING SPIDER-MAN™

NOW FOR SOME MORE
TEST LAPS TO
CONTINUE MY
SPEED RESEARCH

Kennedy



C672 Web Racer Set

With two Spider-man TR7 race prepared cars this set is geared for dramatic chases. Crossover tracks provide additional nerve tingling excitement with the two cars dicing for position. Also included are different curved tracks, banked for high speed driving and flat for spectacular tail out corner slides. With this sort of action the crash barriers in the set are an absolute necessity. Drivers can add their own personal decoration to these super models with the transfer sheets also supplied.

CONTENTS OF THE AMAZING SPIDER-MAN WEB RACER SET

- 2 Spider-man Cars
- 2 Hand Throttles
- 1 Starting Straight
- 1 Straight Track Section
- 2 Changeover Tracks

- 3 Speed Banking Curves
- 8 Standard Curves
- Crash Barriers
- 1 Power Unit (for operation from AC Mains 220-240V 50Hz)
- Layout Size 183 cm x 92 cm (6'0" x 3'0")

2 Changeover Tracks

Speed Banking Curves

ADD-ON AMAZING ADDITIONS FOR SUPER EXCITEMENT

- C706 Accessory Pack
- C700 Dunlop Bridge
- C277 Lap Counter
- C315 Police Car



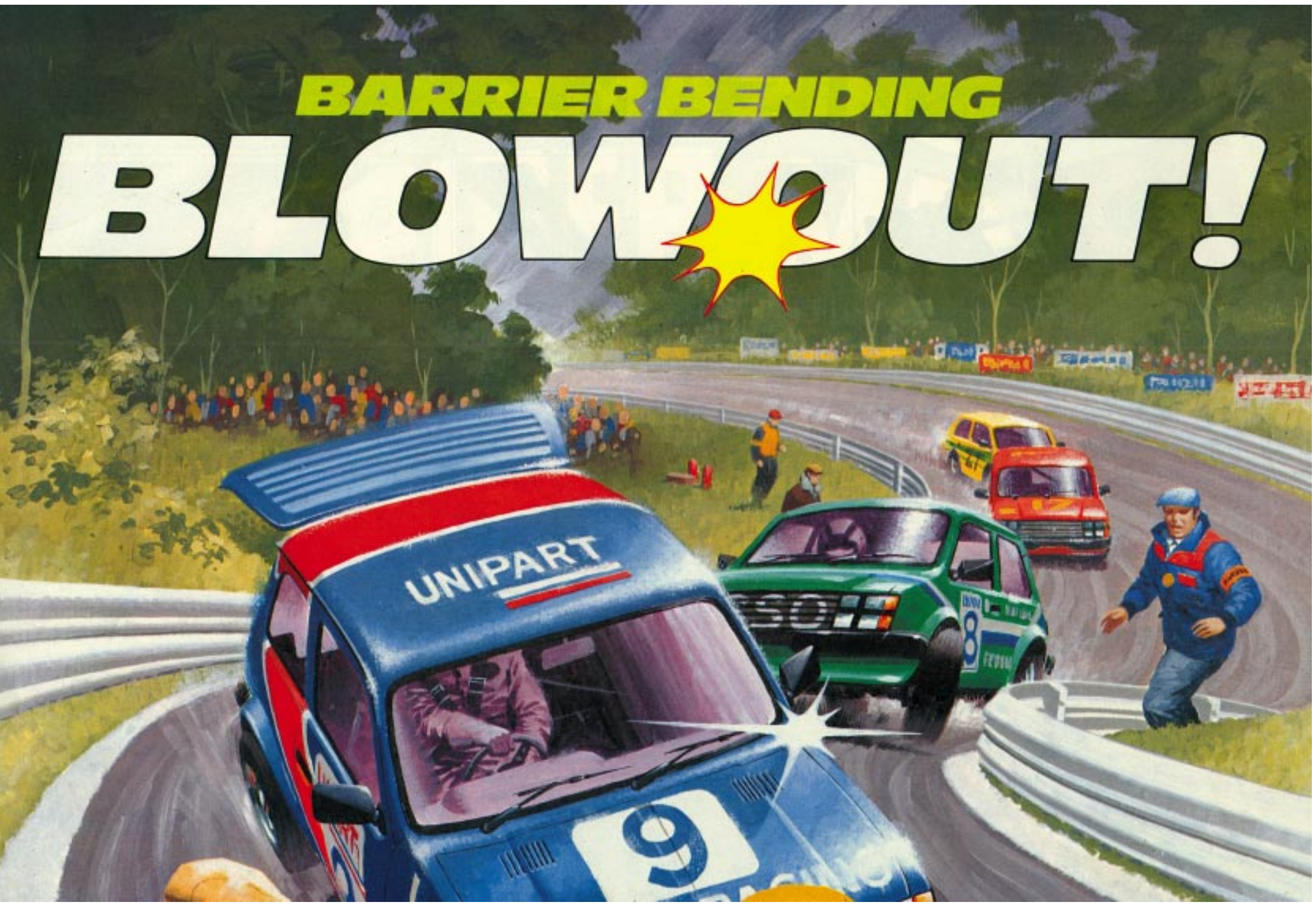
Note: Figures & Scenic Materials are not included as part of the basic set.

SCALEXTRIC®

....THE ORIGINAL FAST MOVER....

BARRIER BENDING

BLOWN OUT!





**BURN IT UP
BUT BE ON
THE BALL**


Kennedy

SCALEXTRIC[®]


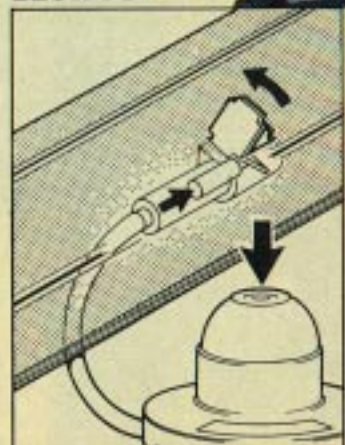
....THE ORIGINAL FAST MOVER....

**For 2 or 4
players**

BLOWOUT!



**HIT THE BALL
AND GIVE YOUR
OPPONENT A
BLOWOUT**



**UNIQUE NEW BLOWOUT
TRACK ONLY FROM**

C670 BLOWOUT SET

Blowout is a unique new game from Scalextric packed with fast action thrills and spills. The objective is to send one's opponent spinning out of control by means of a flip up lever in the track. Split second timing is required as it is only effective when the car is directly above the flap, operated too soon an opponent's car just crashes through without problems. The performance tested Metros in this set are really put through their paces on the high speed layout, which includes banked curves at both ends of the circuit. A really entertaining game with terrific play value, Blowout is supplied complete with a





ADD-ON C183 LOOP-THE-LOOP

Not for amateurs, Loop-the-Loop is the supreme test for any Scalextric driver. Flat out down the straight keep the power full on until the last minute then at the top of the loop ease off ensuring the correct exit speed. It may sound easy but it isn't. Can you defy the Loop?

Extend your Blowout Set and make this Loop-the-Loop circuit.



Crash Barriers / High Speed Banked Curves



ADD-ON C708 GIFT PACK - The Easiest Way to Extend Your Set.

Including: Dunlop Bridge, Hump Back Bridge, Lap Counter, Crash Barriers, Straight Tracks, Accessory Pack, Bridge Supports and Painted Figures



Additional Components required. 2 x C160 Straight Tracks, 1 x C158 Straight Track B, 2 x C151 Standard Curve Tracks, C708 Gift Pack, 1 x C183 Loop the Loop. Layout Size 250 cm x 92 cm [9'6" x 3'0"]



ADD-ON C183 LOOP THE-LOOP



CONTENTS OF BLOWOUT SET

- 2 Metro Cars
- 2 Hand Throttles

- 1 Starting Straight
- 3 Straight Track Sections
- 2 Blowout Track Sections
- 6 Speed Banking Curves
- Crash Barriers
- 1 Power Unit (for operation from AC mains 220-240V/50 Hz).
- Layout Size 179 cm x 73 cm [5'11" x 2'5"]

C671 Export Version without Power Pack



ADD-ON C703 PITSTOP



ADD-ON C174 SHORT CHICANE

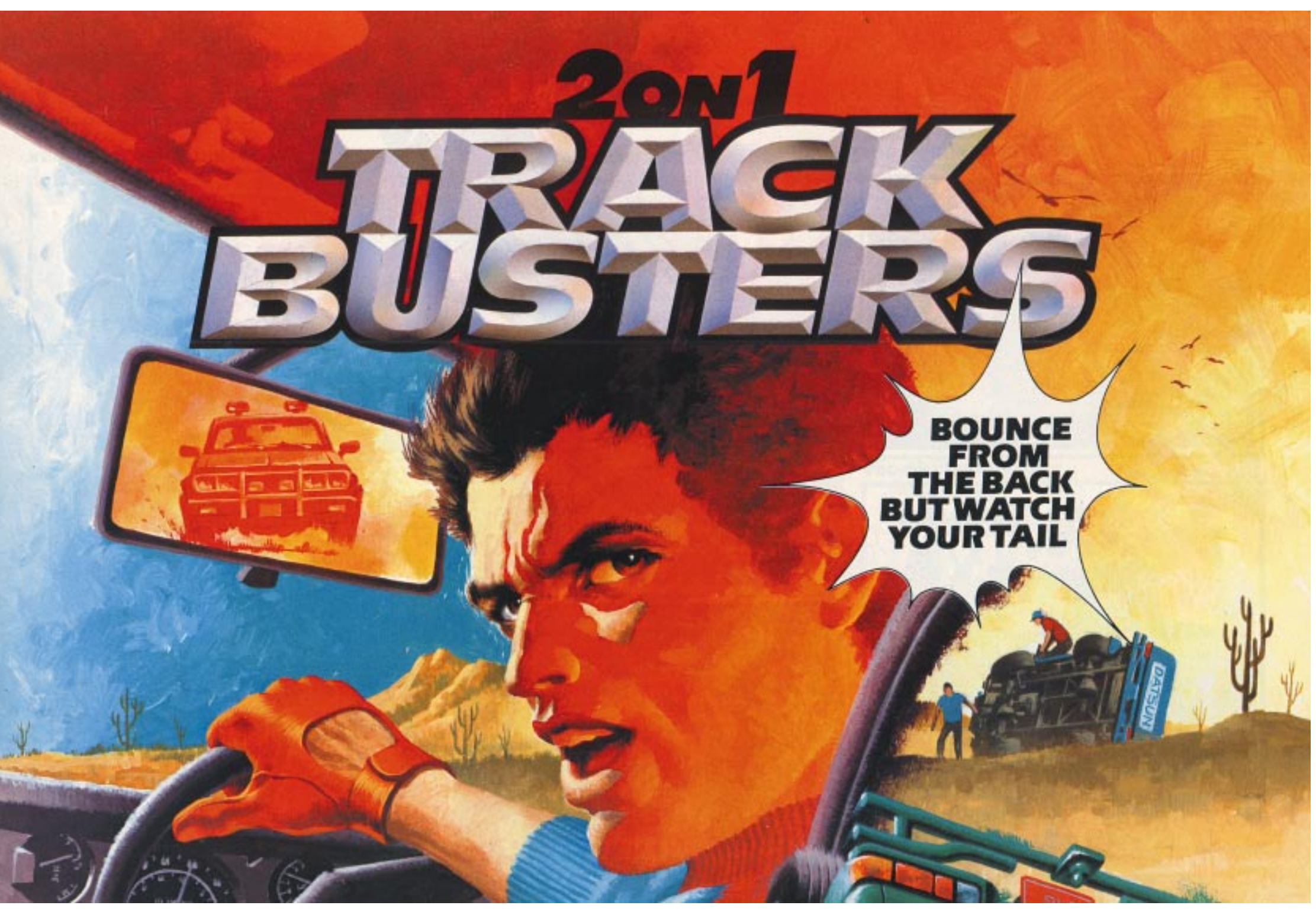
Note: Figures & Some Materials are not included as part of the basic set.



.... THE ORIGINAL FAST MOVER....

2on1 TRACK BUSTERS

**BOUNCE
FROM
THE BACK
BUT WATCH
YOUR TAIL**





Kennedy.

**UNIQUE
SINGLE
TRACK
OPERATION**

SCALEXTRIC[®]

...THE ORIGINAL FAST MOVER...

2 on 1 TRACK BUSTERS

**DATSUN KING CABS
4 X 4 OFF ROADERS
WITH UNIQUE
NEW FEATURES**



C678 TRACKBUSTERS SET

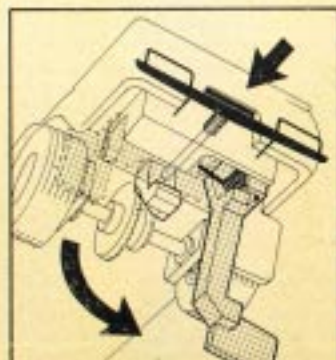
A great new set packed with action and excitement, Trackbusters has the unique feature of 2 vehicles operating on 1 track. The two Datsun 4 x 4 King Cabs are fitted with super sensitive bumpers and a spring loaded roll over mechanism. Racers when they catch their opponents can just accelerate, clip the rear bumper of the car in front and drive on through. The helpless opposition crashes off the track rolling out of control. A Lane Switching Track complete with independent buttons allows drivers to switch their cars or the oppositions to the other lane. Fully compatible with the standard Scalextric system no additional transformers, hand throttles or track are required.

CONTENTS OF THE TRACKBUSTERS SET

- 2 Datsun 4 x 4 off road King Cabs
- 2 Hand Throttles
- 1 Starting Straight
- 6 Straight Track Sections
- 1 Lane Switching Track
- 12 Standard Curves
- Crash Barriers
- 1 Power Unit (for operation from AC Mains 220-240V, 50Hz.)
- Layout size 254cm x 89cm (8'4" x 2'11")

LANE SWITCHING TRACK

Divert your opponents to the other lane if they get too close. Alternatively switch to the other yourself. Timing must be lane spot-on as the first to the button controls the lane switch.



This unique flip over mechanism operates by means of a spring loaded flap at the rear of the vehicles. The flap is actuated by pressure on the super sensitive rear bumpers. A slight nudge from behind will send the car careering off the track out of control.



Wiring for Single or Standard Operation.

STANDARD DOUBLE TRACK OPERATION

By joining the transformer link as shown a standard Scalextric circuit is created with both cars operating on independent circuits. No additional components required.



SINGLE TRACK OPERATION

With the transformer connected as illustrated both cars can race with independent control on the same track, switching lanes as required at the crossover section.



Single Track Chase and Flip Over



Divert your opponent when he's hot on your tail.



ADD-ON C174 & C176 LONG CHICANE



WHAT MORE COULD YOU ADD TO THIS SUPER SET? - BUT YOU CAN.



NEW ONLY FROM SCALEXTRIC
ADD-ON C333 & C334
SIERRA XR4I



ADD-ON C248 HUMP BRIDGE



ADD-ON C178 SKID CHICANE

SCALEXTRIC®

....THE ORIGINAL FAST MOVER....

RACING RIGGS

**LIKE A
BAT
OUT OF
HELL!!**





LEYLAND

RUBBER DUCK

TR



SCALEXTRIC

... THE ORIGINAL FAST MOVER ...

RACING RIGS

C674 RACING RIGS SET

Big rig racing is without doubt the most spectacular branch of motor sport. These monsters weigh many tons and thunder around the track at 100 mph plus.

With the Rebel Rig and Knight Raider featured in this Scalextric set you can hold your own Rig races. The circuit is over 21 feet long containing fast straights, two sorts of curves, banked and flat and a skid chicane. This set comes complete with a mains transformer.

**KNIGHT
RAIDER
V
REBEL
RIG**

CONTENTS OF RACING RIGS SET

- 1 Rebel Rig
- 1 Knight Raider
- 2 Hand Throttles
- 1 Starting Straight
- 9 Straight Tracks D
- 2 Straight Tracks C
- 1 Skid Chicane
- 3 Speed Banking Curves
- 6 Standard Curves
- Crash Barriers
- Bridge Supports
- 1 Power Unit (for operation from AC Mains 220-240 V 50 Hz.)
- Layout size 297cm x 100cm (9'9" x 3'3")
- C675 Export Version without Power Pack



FERODO

Note: These models do not have operating headlights.



Skid Chicane



Note: Figures & Scenic Materials are not included in part of the basic set.

Speed Banking Curves



Flyover Bridge



ADD-ON
DON'T FORGET THE GIFT PACK (C708)

The perfect addition for any Scalextric enthusiast, the gift pack contains all the items as shown in one convenient presentation pack eliminating the difficult decision of which 'Add-On' items to purchase first.



ADD-ON C249 RIGHT ANGLE CROSSING
(additional components required)



ADD-ON C196 TRACK BORDERS

RECOMMENDED EXTENSIONS



Additional Components Required
1 x C159, 1 x C277, 1 x C174 (2 pieces),
2 x C187.
Approximate Size 343cm x 137cm
(11'3" x 4'6")



Additional Components Required
2 x C151, 1 x C182 (2 pieces), 1 x C248.
Approximate Size 335cm x 173cm
(11'0" x 5'8")

SCALEXTRIC[®]

.... THE ORIGINAL FAST MOVER....

FORMULA ONE



FORMULA ONE
WORLD
CHAMPIONSHIP
SET



CONTENTS OF FORMULA ONE WORLD CHAMPIONSHIP SET

- 1 Brabham BT49C Car
- 1 Williams FW07B Car
- 2 Hand Throttles
- 1 Starting Straight
- 12 Straight Tracks D
- 2 Straight Tracks C
- 10 Standard Curves
- 1 Double Inner Curve
- 3 Speed Banking Curves
- Crash Barriers
- 1 Power Unit (for operation from AC Mains 220-240 V 50 Hz.)
- Layout Size 258cm x 107cm (8'3" x 3'6")
- C681 Export Version without Power Pack



C680 FORMULA ONE SET

ADD-ON C189 LOOP THE LOOP

Presenting the ultimate challenge to any Scalextric driver, this accessory is packed with super fast action and excitement.

Note: the loop is not suitable for all Scalextric vehicles and some additional track components may be required.

ADD-ON C174 & C176 CHICANE SET ADD-ON C277 LAP COUNTER

The Lap Counter is a great aid in eliminating the need for keeping a record of the laps. Simply clip it into the layout, set the dials to zero and from then on the laps are counted each time a car passes.

Brabham & Williams cars, leading Formula One contenders over the past few seasons are featured in this super set that contains a 27 feet track layout. Various circuits can be constructed utilizing the banked and flat curves, the flyover bridge and the crash barriers also included. The set is supplied complete with a mains transformer.

Note: Figures & Scenic Materials are not included as part of the basic set.



Crash Barriers and High Speed Banked Curves.



Flyover Bridge.



ADD-ON C182 CROSSOVER TRACK

An important addition crossovers provide extra excitement and by making the cars switch lanes they ensure that neither car has an unfair advantage by always having the inside racing lane on every bend.



ADD-ON C703 PITSTOP
Gives that extra touch of realism.


SCALEXTRIC®

.... THE ORIGINAL FAST MOVER....

DAY & NIGHT LE MANS 24 HOURS



**CONTENTS OF
LE MANS SET**
2 Porsche Cars with lights





1 Le Mans Start
 15 Straight Tracks D
 3 Straight Tracks C
 1 Straight Track B
 1 Skid Chicane

C664 LE MANS 24 HOUR SET



Featuring superbly finished Porsche Turbo cars with working headlights, this set contains over 33 feet of track. 4 alternative layouts can be constructed. Excitement is included on every corner. Hazards such as the skid chicane, flyover bridge, LeMans start and chicane curves make Le Mans 24 Hours the ultimate set in the Scalextric range.


1 Chicane Set (2 pieces)
 3 Chicane Curves
 9 Standard Curves
 Bridge Supports
 Crash Barriers
 1 Power Unit (for operation from AC Mains 220-240 V, 50 Hz)
 C665 Export Version without Power Pack
 Layout Size
 365cm x 144cm
 (12'0" x 4'9")




Skid Chicane



Flyover Bridge




Curved Chicane



Le Mans Start

ADD-ON
 C176 CHICANE STRAIGHT
 C248 HUMP BRIDGE
 C700 DUNLOP BRIDGE
 C706 ACCESSORY PACK

**YOU CAN STILL
 ADD ACCESSORIES
 EVEN TO THE
 BIGGEST
 SCALEXTRIC
 SET...**



Note: Figures & Scenic Materials are not included as part of the basic set.

SCALEXTRIC®

....THE ORIGINAL FAST MOVER....

RALLY CARS

ALL MODELS ON THIS PAGE HAVE A NEW HIGH PERFORMANCE MOTOR GIVING IMPROVED LOW SPEED TORQUE AND A HIGHER TOP SPEED.

C331 MELITTA METRO

A colourful new addition to the rally range for 1984 is the Metro as sponsored by Melitta Coffee. Competing in the British Car Auctions MG Metro Challenge during 1983 this car has been racing on all the major circuits in England as well as taking in two rounds on Continental circuits. The engine in this highly modified Metro produces around 120 bhp and with close ratio gears and slick racing tyres speeds of up to 135 mph are obtained, with a circuit average of around 95 mph. Alison Davis, one of the country's top women racing drivers regularly places this car among the top 10 finishers from around 25 starters thus putting many a male driver to shame. The Scalextric Metro is a particularly well detailed car and features an authentic livery, chrome effect vacuum plated wheels, wing mirrors, an interior roll bar and a lifting hatch at the back.



Alison Davis

Top class woman driver in the MG Metro challenge.



C330 GOLDEN WONDER ROVER

The past three years have seen a marked increase in motor sport participation by Austin Rover and the Rover SD1 has played a major role in this field. The Golden Wonder Rally Team Rover has been successfully competing during the 1983 season in the Scottish Rally Championship and is in fact an ex-works car. No one fails to notice this startling red and white monster as it roars past. With its chrome effect wheels, detailed body lines



C333 XR4i BLUE

An exciting new introduction to the range following hot on the heels of the XR3i is the Sierra XR4i. This high performance sports saloon is in real life capable of speeds around 130 mph. The Scalextric model in its attractive blue livery is an excellent representation of the real car.



C334 XR4i YELLOW

The 2.8 litre engine in this new model from the Ford Stable produces some 150 bhp. Distinctive styling features faithfully reproduced in the Scalextric model include the attractive alloy wheel trims. The red and yellow livery this model sports highlights the Bosch injection system so vital to the engine's performance and creates an eye catching model that will make an excellent addition to any collection.



C332 MG MAESTRO

1983 saw the launch of this exciting model from Austin Rover and it has already established itself as a clear success. The well detailed Scalextric model based on the MG version of the car features a rear spoiler, sun roof, wing mirrors and plated wheels. The excellent handling characteristics allow cornering with spectacular tail out slides ensuring the Maestro will give a good account of itself in any Scalextric race.



SCALEXTRIC®

....THE ORIGINAL FAST MOVER....

SPECIAL VEHICLES

C340 TRACK MARSHALLS CAR

This dramatic new car from Scalextric is an absolute must for any enthusiast. In real life no races commence without the Marshalls checking the circuit for hazards and now just like the real thing the Scalextric Marshall has a real car. A Marshalls car is always brightly coloured and highly decorated for easy recognition in case of emergency. Based on the successful V8 Rover this marshalls car features chrome effect wheels and has chequered flags flying as it races around the circuit.



C335 PARMALAT ROADTRAIN

This model is based on the very successful Leyland T45 Roadtrain. The detailing is superb with air horns, air conditioning unit, aerial, ladder and front crash grille all added to the basic cab. These parts, together with the wheels have been vacuum plated to make the model even more attractive. Vehicles in this style with similar box trailers can be seen at Grand Prix race tracks throughout the world, having been used to transport the team cars and equipment.



C302 LOW LOADER

When it comes to transporting cars from one part of the circuit to another then the low loader provides the solution. Scalextric cars can be positioned on the trailer section and the vehicle has the power to pull them around.

NOTE: Use of these vehicles with the C156 and C152 inner curves is not recommended. The height of the trailers and length of wheel-base can sometimes restrict access particularly when attempting to travel over and under flurrows.



C336 RACING RIG - OLD GLORY

Providing an exciting adventure into the powerful world of big truck racing, these new models are great fun to race with. Big rig racing is an extremely popular spectator sport in the United States and rigs like these can regularly be seen roaring around circuits at speeds well in excess of 100 mph. Monsters like these really take some stopping and a burst tyre often results in a spectacular incident.




C337 RACING RIG UFO

UFO both in name and style of decoration is typical of the way these vehicles are presented in real life. Great care is taken in the way they are turned out for race meetings and the chrome parts literally shine like new at the start of an event. This Scalextric model is also highly detailed with air horns, aerial, ladder, crash grille and air conditioning unit. These parts together with the wheel hubs are all chrome effect plated making an extremely attractive model.



C315 POLICE ROVER

With its striking side decorations the 3½ litre Rover police car makes an attractive addition to any Scalextric layout. The car is fitted with a working siren and has a single flashing light on the roof. It is supplied with wing mirrors for extra detailing and attractive chrome effect wheels. Real patrol cars can be seen and heard in the course of their duties chasing speeding motorists along motorways. You can stage similar chases on your layout with this exciting Scalextric model.



**SIREN SOUND AND
FLASHING LIGHT**



SCALEXTRIC®

...THE ORIGINAL FAST MOVER...

OFF ROAD 4x4'S

C343 KING CAB

A welcome addition to the Scalextric range for 1984 is the Datsun King Cab 4 x 4 off road vehicle. Utilizing the conventional Scalextric drive mechanism this model is a well detailed replica of the real vehicle. Features on the model include a front crash grille, door mirrors, roll bar and detailed interior. The real life version has a high minimum ground clearance to aid the suspension and rough road performance. The big wheels and tyres also feature strongly on the Scalextric model and the hubs are chrome effect vacuum plated for added highlights.

DATSUN 4 X 4 KING CAB

The King Cab is powered by a 4 cylinder engine featuring crossflow intake and exhaust oversize valves and two spark plugs per cylinder. It has independent front suspension, five speed over-drive transmission, a front skid plate and bucket seats. Wheelbase 281 cm 110.8" Length 475 cm 187" Height 155 cm 61.2"



C344 FALCON

These rough, tough models are a must for any Scalextric enthusiasts' collection. This version of the off road 4 x 4 model has an attractive brown and gold livery with blue highlights. The model features big wheels with vacuum plated chrome effect hubs. Other points to note are the front crash grille, a roll bar, door mirrors and the well detailed interior.

NOTE: These models are only suitable for operation with conventional 2 lane Scalextric circuits, they do not feature the tip over mechanisms as in the set shown on page 16.



FORMULA ONE CARS

C137 LIGIER JS11

The highly attractive eye-catching design of the French Ligier can easily be discerned at a race meeting. Finished in dark blue with white panels and red highlights, the Ligier JS11 is an excellent reproduction of its real-life counterpart. The engine and gearbox are well detailed and plated to give a more realistic appearance. The wheels are also plated and the model includes the driver's wing mirrors. In following the manufacturer's design the car itself is quite wide.



C138 SAUDIA LEYLAND WILLIAMS

This particular model of the Saudia Leyland Williams team car is the FW07b. The road holding characteristics are of particular importance to Scalextric enthusiasts. It handles well on any circuit and with a slightly narrower body design, the Williams allows drivers to squeeze through where other cars would often collide. Plated wheels, engine and gearbox assemblies and fine detailing around the front wheel and axle assemblies create greater authenticity.



C139 BRABHAM BT49c

The racing livery of the Parmalat sponsored Brabham effectively contrasts dark blue panels and coach lines with the white base colour. The engine and gearbox assembly is finished with chrome effect plating to give added realism. Together with the plated wheels and super slicks tyres this car is an excellent representation of its successful real life counterpart. The front wheel and axle assembly is also plated thus highlighting the extra detailing.



SCALEXTRIC[®]

....THE ORIGINAL FAST MOVER....

LIGHTED CARS

Porsche have a worldwide reputation for producing high performance cars and this model is based on the Porsche 934 only 31 of which were ever made and they feature modified suspensions, wide spoilers, a huge vision-limiting rear wing and a turbo charged 3 litre flat-six engine producing in excess of 430 bhp. Supplied ready to race the 934 was an extremely fast car.

C289 PORSCHE TURBO (GOLD)

Supplied in an elegant gold livery with contrasting panels in red and black.

C288 PORSCHE TURBO (SILVER)

An eye catching model in silver with vacuum plated, chrome effect wheels the working headlights allow exciting day and night driving.


The Ford Escort XR3i is a high performance hatchback having a 1596 cc engine that produces 96 bhp at 6000 rpm making it capable of speeds in excess of 110 mph in standard trim. Distinguishing features include the attractive rear spoiler, wing mirrors and the unusual chrome effect wheel trims. These Scalextric models are well detailed and have excellent handling characteristics. A new high performance motor is used on these models producing a higher top speed and better low speed torque for improved control.

C341 XR3i RED

The attractive orange and yellow livery contrasts well with the red bodywork on this model which also features chrome effect plated wheels.


C342 XR3i SILVER

1984 sees the start of the Escort XR3i championship sponsored by Ford



C311 CAPRI

The 3.0 litre Ford Capri is a superb contender for any Scalextric endurance race. In addition to operating headlights the Capri also includes working rear lights. Drivers can thus observe the car's headlights as the vehicle is racing towards them and also watch the tail lights shine out as the car moves away setting the pace for its competitors. When it comes to performance on a real racetrack the Ford Capri is unquestionably one of the most successful saloon cars ever to roll onto the starting grid.



SINGLE SEATER RACERS

C350 CASIO FORMULA 2 CAR

This car was successfully raced in 1983 by Jonathon Palmer in the European Formula 2 Championships. Casio, the sponsor, are the world's leading manufacturers of keyboards, calculators and watches. The attractive livery is typical of many of the cars currently racing in Formula 2 events.

C351 GRAND PRIX INTERNATIONAL FORMULA 3 CAR

Putting up some fine performances in Formula 3 during 1983 was the car sponsored by Grand Prix International. Motor racing is what Grand Prix International magazine is all about. Published fortnightly, it contains the latest news, technical developments, drivers interviews and pages of colour photos from top motor sport photographers – a wealth of information for motor racing enthusiasts.

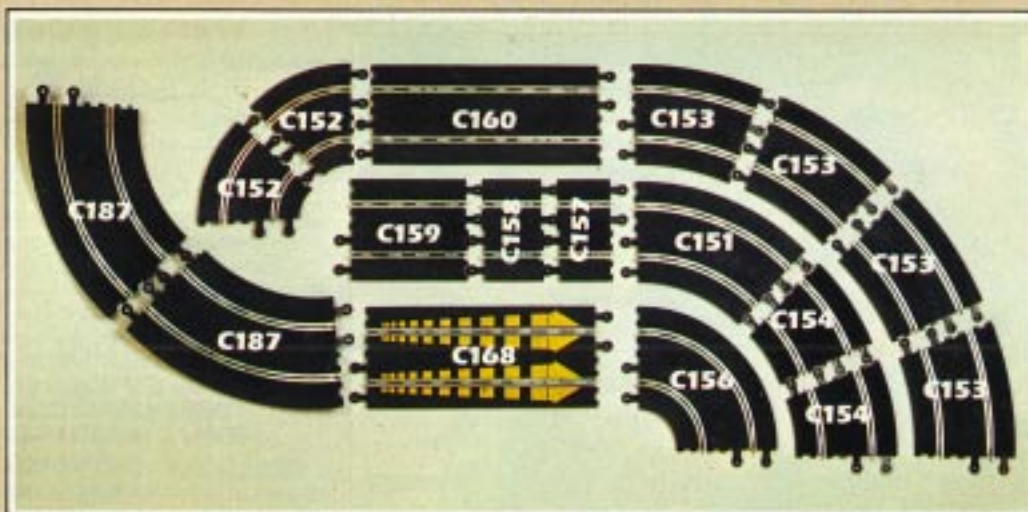
Other models available see them at your local stockist.





SCALEXTRIC®

....THE ORIGINAL FAST MOVER....

TRACK & ACCESSORIES



The range of track components available from Scalextric is second to none. Extend your layout adding even more fun and excitement to the circuit. The selection available, over 20 different track components, enables any of the major racetracks throughout the world to be reconstructed with difficult twists and turns followed by double crossovers, hump bridges, skid chicanes and so on.



C151 Standard Curve 45°

C152 Inner Curve 45°

C153 Outer Curve 22½°

C154 Half Standard Curve 22½°

C156 Double Inner Curve 90°

C157 Straight A
7.8cm (3 1/16") long

C158 Straight B
8.7cm (3 7/16") long

C159 Straight C
17.5cm (6 7/8") long

C160 Straight D
35cm (13 3/4") long

C168 Line-up Start

C187 Banked Curve 60°

C174 Short Chicane 2 pieces 35cm
(13 3/4") long

C176 Chicane Straight 35cm
(13 3/4") long

C178 Skid Chicane 35cm
(13 3/4") long

C179 curved Chicane 45°





C183



C182

C182 Changeover Tracks 2 pieces
35cm (13 3/4") long

C183 Loop the Loop 5 pieces

C190 Pitstop Track 5 pieces 140cm
(55") long

C196 Outer Borders Pack of 8

C198 Inner Borders Pack of 8

C248 Hump Bridge 35cm
(13 3/4") long

C249 Right Angle Crossing
25.5cm (9 7/8") long

C274 Crash Barriers Pack of 12

C277 Lap Counter 17.5cm
(6 7/8") long

C297/8 Hand Throttles

C700 Dunlop Bridge

C702 Control Tower

C703 Pitstop
Model figures supplied unpainted.

C706 Accessory Pack

C708 Gift Pack (see Page 13)

C709 Racing Figures (painted)


C922 Power Pack for AC Mains
220-240v 50 Hz



C178



C706



C176




C179



C709

NEW!



C708

NEW!




C196

C198



C702



C248

SCALEXTRIC®

...THE ORIGINAL FAST MOVER...

YOUR SCALEXTRIC DEALER



C522

Manufactured by Hornby Hobbies Limited
Scalextric, Westwood, Margate, Kent, England.

Hornby Hobbies Limited reserves the right to alter
designs, contents, specifications and prices
without notice.

Printed in Holland.



STOP PRESS

2 Exciting New Additions

C347 BMW M1

The elegant lines of this sleek, high powered sports car are well emphasised by its attractive black and gold livery.

C348 Audi Quattro

This is a well detailed model of one of the most successful rally cars ever to be produced. The attractive livery makes the real car easily recognised and with 4 wheel drive, its performance is superb.



C347

C348



C347

C348