

# THE CHOICE OF CHAMPIONS

# SCALEXTRIC



**THE BIG ONE**

28th EDITION CATALOGUE

**1:32  
SCALE**



**SCALEXTRIC**

With Scalextric every car is big enough to handle. Are you big enough to handle Scalextric?

When you drive Scalextric you get to grips with the big one.

The cars and trucks are based on a big 1:32 scale and travel on a unique and resilient track system.

The power beneath the cars is generated by a high revving electric motor controlled simply by squeezing the trigger of your hand throttle. What could be easier? Ah - just wait!

You are the champion but you have a challenger for your title who is determined to show you the way. With this challenge the fun and excitement really begins.

As in real motor racing you have to drive your car flat out down the straight, easing off the throttle and nursing it into the corners at just the right speed or you'll come spinning off.

So, as in real motor racing, you have to accustom yourself to your car. When you have, you're unstoppable.

Scalextric, the one that's big enough to handle.



**GRAND PRIX**

**4**



**XR3i NIGHT STAGES**

**6**



**RALLYE INTERNATIONALE**

**8**



**FLYING LEAP**

**10**




**POLE POSITION**

**12**



**FORMULA 1 SILVERSTONE**

**14**



**LE MANS 24hr**

**16**



**KNIGHT RIDER**

**18**



**RALLY CARS**

**20**



**SINGLE SEAT CARS**

**23**



**ACTION SPECIALS**

**24**



**FORMULA 1 CARS**

**26**



**CARS WITH LIGHTS**

**28**



**ROAD CRUISERS**

**30**



**SUPER RACING SYSTEM**

**32**



**ACCESSORIES**

**34**

# GRAND PRIX

READY TO RACE SET

The fully banked figure 8 track circuit is both easy to drive on and fast. The running lengths of each track lane are the same so there can be no doubt that the winner of a series of races is the Champion Driver.



SCALEXTRIC



Quados Car



Kötzing Car



Contents of set



**C.698  
Grand Prix Set**

- 1 Quados Car
- 1 Kötzing Car
- 3 Straights
- 1 Starting Straight
- 2 Half Straights
- 8 Banked Curves
- 8 Barriers
- Crash Supports
- Bridge Supports
- 2 Hand Throttles
- 1 Power Pack


Track circuit space required 175 x 80 cms 5'9" x 2'6"

**SEALEXTRIC**

# XR3i NIGHT STAGES


READY TO RACE SET

The thrill of racing in the dark is heightened when the cars have head and tail lights. Drivers have to watch their cars carefully as the lights twist and weave around the high speed banked figure 8 circuit.



SCALEXTRIC

NEW




Ford XR3i with head and tail lights



Ford XR3i with head and tail lights



Contents of set



- C.740 XR3i Night Stages Set**
- 2 Ford XR3i Cars with head and tail lights
  - 3 Straights
  - 1 Starting Straight
  - 2 Half Straights
  - 8 Banked Curves
  - Crash Barriers
  - Bridge Supports
  - 2 Hand Throttles
  - 1 Power Pack

Track circuit space required 175 x 80 cms 5'9" x 2'6"

**SCALEXTRIC**

Available mid 1987

# RALLYE INTERNATIONALE


READY TO RACE SET

The track circuit has high speed banking at one end and changeover tracks at the other to equalise the running length of each track lane. They also introduce the possibility of collisions. The 6R4 is very fast but the Audi has four wheel drive. Here are all the ingredients for a great competition.



SCALEXTRIC





- C. 697  
Rallye Internationale  
Set
- 1 Navico Metro 6R4 Car
  - 1 Audi Quattro Car
  - 3 Straights
  - 1 Starting Straight
  - 1 Changeover Set (2 pieces)
  - 8 Standard Curves
  - 3 Banked Curves
  - 3 Crash Barriers
  - 2 Hand Throttles
  - 1 Power Pack

Track circuit space required 225 x 100 cms 7'5" x 3'3"




# FLYING LEAP

## READY TO RACE SET

The set is supplied with all the equipment to build up a robust basis for the Big Leap. Car jumping over a half straight length gap is great fun and not difficult but a spare half straight track is included to bridge the gap for the nervous. The jump is not suitable for all Scalextric vehicles. Side mirrors must be removed for jumping.



**SCALEXTRIC**



- C. 744  
Flying Leap Set
- 1 Rover Car
  - 1 BMW Car
  - 7 Straights
  - 4 Half Straights
  - 1 Starting Straight
  - 4 Standard Curves
  - 6 Banked Curves
  - Crash Bridge
  - Jump Bridge
  - Hay Bales
  - Track Wedges
  - 2 Hand Throttles
  - 1 Power Pack

Track circuit space required 252 x 130 cms 8'3" x 4'3"



# POLE POSITION

READY TO RACE SET

The Rev Start track section adds great excitement to the racing. Both cars are placed on it and can rev up on the built-in rollers with 'exhaust' smoke drifting across before the start. When the Start Button is moved they roar off together. Smoke oil and filler included. No extra electrical connections.



SCALEXTRIC




Figures not included




Team Talbot



Wolf



Contents of set



- C. 695 Pole Position Racing Set
- 1 Wolf Car
- 1 Team Talbot Car
- 8 Straights
- 5 Half Straights
- 1 Rev Start (= Half Straight)
- 6 Standard Curves
- 3 Banked Curves
- Crash Barriers
- Bridge Supports
- Track Wedges
- 2 Hand Throttles
- 1 Power Pack

Track circuit space required 282 x 97 cms 9'3" x 3'2"

**SCALEXTRIC**

# FORMULA 1

READY TO RACE SET

Formula One. The ultimate in motor racing, where man and machine are pushed to their limits. Where strategy and timing are all important and where one wrong move can cost the leader the race.


The track circuit in this set really lends itself to fast driving, where you can test your skills racing the two brilliant new Formula One cars, recapturing the duels fought out so excitingly on the world's race tracks during the 1986 Grand Prix season.

# SILVERSTONE



**SCALEXTRIC**

**NEW**



- C. 741  
Formula One  
Silverstone Set
- 1 Lotus Renault 98T Car
  - 1 Williams Honda FW11 Car
  - 10 Straights
  - 1 Starting Straight
  - 2 Half Straights
  - 1 Quarter Straight
  - 14 Standard Curves
  - 1 Changerover Set (2 pieces)
  - Crash Barriers
  - Straw Bales
  - 2 Hand Throttles
  - 1 Power Pack

Track circuit space required 323 x 233 cms 10' 7" x 7' 8"  
Average running length 8.2 metres 27 ft

**SCALEXTRIC**

Available mid 1987

15

# LE MANS 24hr

READY TO RACE SET

The Le Mans 24 hour endurance race is one of the classics of the motor racing season. You can recreate the excitement with this great Scalextric set. Two power packed Porsches tear round the huge track circuit with headlights blazing, fighting for the lead. The box side illustrates four alternative track circuits you can build with the track sections provided.




SCALEXTRIC





Figures not included



Porsche Turbo (gold) with lights



Porsche Turbo (silver) with lights



Contents of set



- C.664  
Le Mans  
24 Hour Race Set**
- 2 Porsche Cars with lights
  - 15 Str rights
  - 3 Half Straights
  - 1 Quarter Straight
  - 1 Le Mans Start
  - 1 Skid Chicane
  - 1 Short Chicane (2 pieces)
  - 3 Curved Chicanes
  - 9 Standard Curves
  - Crash Barriers
  - Bridge Supports
  - 2 Hand Throttles
  - 1 Power Pack

Track circuit space required 364 x 144 cms 12' x 4' 9"

**SCALEXTRIC**

# PURSUIT MODE

# KNIGHT RIDER

C.711  
Knight Rider™  
Pursuit Mode Set




- 1 K.I.T.T.™
- 1 Datsun 280Z
- 3 Straights
- 1 Starting Straight
- 2 Half Straights
- 8 Banked Curves
- Crash Barriers
- Bridge Supports
- 1 Power Pack
- 2 Hand Throttles



Contents of set



Track circuit space required 175 x 80 cms 5'9" x 2'6"



Michael Knight and his wonderful car K.I.T.T.™ (Knight Industries Two Thousand) travel the roads of the United States and fight for what is right. The Pursuit Mode set features a figure 8 track for really fast action while the 'Turbo Boost' set includes the Flying Leap with a spare section of track to bridge the gap for the faint hearted.


© 1982 Universal City Studios, Inc. All rights reserved. \* a trademark of and licensed by Universal City Studios, Inc.

# KNIGHT RIDER™

## TURBO BOOST

C.696  
Knight Rider™  
Turbo Boost Set

- 1 K.I.T.T.™
- 1 Datsun 280Z
- 7 Straights
- 4 Half Straights
- 1 Starting Straight
- 4 Standard Curves
- 6 Banked Curves
- Crash Barriers
- Jump Bridge
- Hay Bales
- Track Wedges
- 2 Hand Throttles
- 1 Power Pack



Contents of set




Track circuit space required 252 x 130 cms 8'3" x 4'3"

# RALLY CARS

The sport of car rallying becomes increasingly popular year by year. Entrants, whether private or sponsored by companies, go to great lengths to perfect the mechanisms of their cars and come up with many artistic and dramatic colour schemes for the bodywork. Both inside and outside their vehicles, Scalextric too take immense pains to produce models that will perform superbly and be a source of pride and pleasure to their owners.



**SCALEXTRIC**



**C.347 BMW M1** Length 142 mm  
The characteristic radiator grille 'nostrils' and badge of BMW (Bavarian Motor Works) will be found depicted on this handsome replica.




**C.375 Palmer Tube Mills XR3i** Length 128 mm  
Any Ford will make a doughty contender in rallying. The 'i' in XR3i indicates fuel injection for enhanced performance.



**C.150 Computervision Metro 6R4** Length 114 mm  
Perhaps not as spectacular looking as some other cars, but what it lacks in beauty it more than makes up for in rugged power. See engine detail inside. Available late 1987

**NEW**



**C.391 Ferrari GTD** Length 132 mm  
The beautiful shape of this sleek, track hugging model is something to feast your eyes on. Supplied in the traditional Ferrari red, it measures a meagre 37 mm high. Available mid 1987.

**NEW**



**C.349 Audi Quattro** Length 140 mm  
An outstanding performer with 4 wheel drive, just like the real cars. Take a look inside and see the smoothly rounded roll bar. Available mid 1987

**NEW**



**C.376 Mobil XR3i** Length 128 mm  
One of the Ford Escort family, the high performance XR3i is capable of speeds well in excess of 110 mph.



**C.379 Rally Capri Special** Length 137 mm  
The well equipped model features front and rear spoilers. It represents one of the large number of Capris that have so often been successful in Saloon Car races.



**C.380 Bison Computers Datsun 260Z** Length 131 mm  
The classic body styling of the 1974 260Z outlives the years. Inside, the model incorporates fully up-to-date Scalextric equipment.



**C.384 Taurus Rover 3500** Length 134 mm  
The strong red/white colour combination is emphasised by the red wheels and bumpers, making an unusually distinctive model. Available mid 1987

**SCALEXTRIC**

# SINGLE SEAT CARS

These are special cars supplied with less elaborate decoration schemes to suit less well equipped pockets. The electric pick-up, guide blade and motor drive systems are exactly the same as for other vehicles giving an equivalent performance.



C.377 Tyler Autos Formula 2  
Length 135 mm



**NEW**

C.385 Deserra Sports  
Length 123 mm  
Available mid 1987



C.386 Stone Avionics  
Length 123 mm  
Available mid 1987

**NEW**



C.378 Graves Engineering Formula 2  
Length 137 mm

**SCALEXTRIC**

# ACTION SPECIALS

Truck racing is well established in Britain with the 'Heavy Mob' competing in the Lucas Superprix at Brands Hatch. The trucks can lap the twisty circuit at speeds in excess of 65 mph providing excitement for the drivers and thrills for the spectators.

Scalextric trucks are fun to race too. Watch out that your bridges are high enough.



**SCALEXTRIC**





**C.362 Police Rover**  
Length 134 mm

You may need one of these if things look like getting out of hand on your track! The roof light cluster illuminates when running.

**C.387 Superprix Truck**  
Length 122 mm

An excellent model of the diesel powered Leyland Roadtrain supplied with plated fittings which may be removed for racing. Available mid 1987



**NEW**

**C.388 ATS Superprix Truck**  
Length 122 mm

A Leyland Roadtrain of this type running in the 301-360 hp class came third in the Lucas Superprix at Brands Hatch in April 1986. Available mid 1987



**NEW**

**SCALEXTRIC**

# FORMULA 1 CARS

The day of the annual International Grand Prix race in any of the 17 participating countries will be the highlight of the year for local enthusiasts, attracted by the competitiveness and atmosphere created when the great drivers of the world meet to test each others skill, daring and endurance. You can reproduce the excitement with Scalextric. The four Formula 1 cars are well matched and victory will go to the driver who has practised hard and is in the fullest control of his car.



SCALEXTRIC



**C.374 Williams Honda FW11** Length 135 mm  
The outstanding performer in the 1986 Grand Prix contests, winning the Constructors Championship. Super all-new model from Scalextric. Available mid 1987

**NEW**



**C.373 Lotus Renault 98T** Length 135 mm  
The distinctive black/gold finish, so long associated with Lotus, graces this brand new Scalextric car. A hot competitor of the Williams in 1986. Available mid 1987

**NEW**



**C.138 Saudi Leyland Williams FW07B** Length 135 mm  
Williams cars have become something of a legend in recent years. The 07 modelled by Scalextric demonstrates the crisp, workmanlike construction.




**C.139 Parmalat Brabham BT49** Length 134 mm  
The name of Brabham, world champion driver of 1966, continues in the forefront of the Grand Prix scene with a succession of successful cars.

**SCALEXTRIC**

# CARS WITH LIGHTS

Scalextric drivers, like their real counter-parts, must keep their eyes rivetted to the road ahead. When darkness falls, or someone draws the curtains, the art of driving takes on a new dimension of fun and skill.

With Scalextric, the faster you go the brighter the headlights, so don't hang about!



**SCALEXTRIC**



**C.389 Ilford Photos XR3i** Length 128 mm  
Modeled on the car driven by Mike Smith, the Radio One D.J., in the 1986 racing season. Available mid 1987

**NEW**



**C.390 Bosch XR3i** Length 128 mm  
In addition to the working headlights, the XR3i has operating red tail lights which are both realistic and helpful when driving in the dark. Available mid 1987

**NEW**



**C.364 Porsche - black** Length 135 mm  
As well as having superb speed and road holding, this model must be a candidate for the Concours d'Elegance with its immaculate black/gold colour scheme. Working headlights.



**C.363 Porsche - red** Length 135 mm  
Wherever sports cars race there's sure to be a Porsche up there with the leaders. Working headlights.



**C.145 Pioneer Lancia** Length 127 mm  
With twin working headlights.



**C.144 Team Lancia** Length 127 mm  
Fully equipped model with twin operating headlights, mudflaps and beautifully detailed engine.

**SCALEXTRIC**

# ROAD CRUISERS

Vehicles for the extrovert. The heavy duty tyres and strong bodies with their flashy markings are just the thing to show off to the boys. A sheet of transfers is included with each vehicle for super customizing.



**SCALEXTRIC**



**C.383 Pontiac Firebird** Length 145 mm  
With the golden firebird emblem adorning the bonnet, this car has the looks to match its fiery temperament. Available mid 1987

**NEW**



**C.368 Hawaiian Cruiser** Datsun 4 x 4 Length 148 mm  
The colourful decor conjures up visions of the Pacific Islands where these vehicles are so much at home.



**C.367 Highwayman** Datsun 4 x 4 Length 148 mm  
The high ground clearance gives these cruisers a character all of their own - ideal for customizing.

**SCALEXTRIC**

# SRS

# SUPER RAC


Cars designed and engineered for Scalextric

These superb racing models are for the advanced Scalextric driver.

The brightly decorated clip on bodies, produced in tough polycarbonate, cover a hi-tech specification chassis manufactured in high impact plastic. The chassis incorporates many features to give high performance racing of championship proportions. These features include adjustable guide blade assembly and 3 rear axles with varying sized drive gears to suit different circuits and skill levels. Also incorporated and situated towards the rear of this remarkable chassis, are magnets for increased track holding.

The powerful motor is snugly situated in the chassis motor housing cradle and produces the power worthy of cars of this calibre.

**NEW**



SCALEXTRIC



# RC SYSTEM

C.016 Lancia LC2  
Available mid 1987



C.018 Porsche 956  
Available mid 1987



C.019 Mercedes 190E 2.3-16  
Available mid 1987



C.017 Peugeot 205 Turbo 16  
Available mid 1987



SCALEXTRIC

# ACCESSORIES

The development of an elaborate rally or racing track, starting from a simple circuit, may be undertaken in easy stages. An extra straight or any of the specialised track sections can be introduced first and it is only necessary to see that it is balanced by a section of corresponding length in the opposite side of the circuit. Crash barriers with their flags and advertisements add colour to the track and are a real boon to those with less delicate throttle fingers! The picture shows a circuit incorporating most of the accessories described in the following pages.



**SCALEXTRIC**




**C.500 Track Circuits Booklet**

In addition to 27 circuit designs to fit on a 250 x 125 cms baseboard, the 24 page booklet deals with circuit construction, vehicle maintenance and racing methods.






**C.178 Skid Chicane** Length 35 cms  
 The Skid Chicane is the same length as a full straight and can be substituted for one of these in a track circuit. Beware your opponent doesn't slip past while you are slowing for the chicane.



**C.174 Short Chicane** 2 Pieces each 35 cms long.  
 The two pieces together make up a 'short' chicane which can be lengthened by the inclusion of C.176 and/or C.179 sections, see below.




**C.170 Rev Start** Length 17.5 cms  
 Vehicles rev up on the grid with wheels spinning on built-in rollers. 'Exhaust' smoke is emitted by generator beneath the track. The start button drops the rollers; the vehicles zoom off together. No electrical connection required.  
**C.521 Smoke Oil**  
 Extra oil for use with C.170 Rev Start.


- C.151 Standard Curve 45°
- C.152 Inner Curve 45°
- C.153 Outer Curve 22½°
- C.154 Half Standard Curve 22½°
- C.156 Double Inner Curve 90°
- C.157 Short Straight 7.8 cms
- C.158 Quarter Straight 8.7 cms
- C.159 Half Straight 17.5 cms
- C.160 Straight 35 cms
- C.168 Starting Straight 35 cms
- C.187 Banked Curve 60°



**C.179 Curved Chicane** 45°  
 An alternative section for inclusion between the two sections of the Short Chicane.



**C.176 Straight Chicane** Length 35 cms  
 For inclusion between the two sections of the Short Chicane.

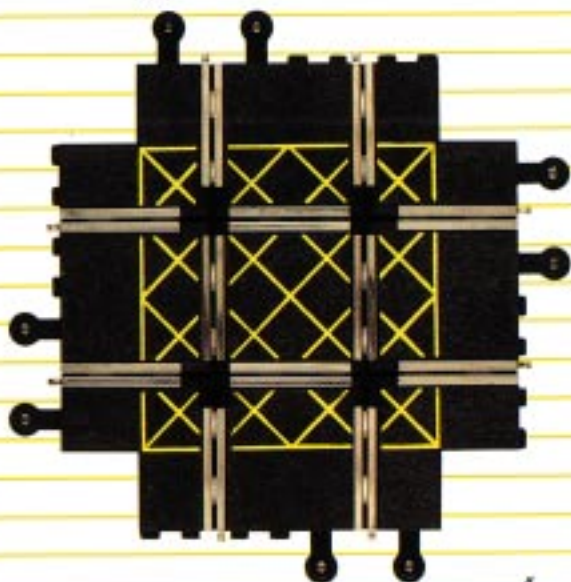


**C.182 Changeover Tracks** 2 Pieces each 35 cms  
Changeovers must always be used in pairs. In figure 8 type circuits they create additional driving hazards. In a simple circuit such as an oval they are used to equalize the running lengths of the two track lanes.



**C.710 Track and Bridge Supports Pack**  
The hexagonal sections slip under the outer edge grooves of curved tracks to lift them and create a banking. Each pair of opposite faces gives a different height. The bridge supports have alternative height brackets.

**C.249 Right Angle Crossing** 23.4 cms across faces  
Drivers require a keen sense of judgement to know whether they can cross safely before an approaching rival.



**NEW**

**C.164 Rough Terrain Track** Length 35 cms  
The track surface has a series of humps which must be negotiated with care. Each hump may be swivelled to vary the degree of roughness of the terrain.



**C.274 Crash Barriers** Pack of 12  
Pack includes flagpoles, self adhesive flags and advertisements. Barriers clip to track edges.


**SCALEXTRIC**

**C.198 Inner Borders**

Pack of eight sections which fit inside Standard Curves or Curved Chicanes to extend the track surface inwards.



**C.700 Dunlop Bridge** Length 39.4 cms  
Moulded representation of the famous bridge over circuit at Donington in Leicestershire.




**C.706 Accessory Pack**

Contains an assortment of spectators, a photographer and pit crew (unpainted) together with straw bales, marker cones and oil drums. Oil based enamel for painting figures is available from model shops.

**C.206 Auto Pit Stop**

**NEW**

Contains 4 track sections extending to 123 cms, the equivalent length of 3 C.160 Straights and 1 C.159 Half Straight. Vehicles driven fast will go straight ahead. A slow vehicle will be directed automatically into the pit lane by the action of a spring loaded deflector.  
*Available 1988*



**SCALEXTRIC**




**C.709 Racing Figures**  
Set of six ready painted drivers and mechanics in realistic poses.



**C.703 Pitstop Building**  
Consists of main building, set of action figures (unpainted), tools and equipment.



**C.702 Control Tower**  
The building is supplied in two parts with separate clock tower, ladder, flagpole and loudspeakers. To accommodate officials upstairs a cardboard floor will need to be inserted.



**C.277 Lap Counter** Length 17.5 cms  
Records up to 50 laps in each lane. To re-set dials, lift central spigots and twist round to zero.



**C.922 Power Pack**  
The power output is rated to operate two Scalextric vehicles. Built in conformity with British Standard 4435 Part I. For use only from AC Mains 220-240 volts.



**C.248 Hump Bridge** Length 35 cms  
An ideal first accessory for a Scalextric layout. It will add interest to the driving and the balustraded sides give a rural touch to the track.



**C.910 Pick-up Braids**  
Pack of six replacements for the electric connections between the underside of vehicles and track.



**C.297 Hand Throttle - red**  
**C.298 Hand Throttle - black**  
Additional hand throttles are supplied with the wires and plugs needed to connect them between the power pack and a section of straight track.

**SCALEXTRIC**

# SCALEXTRIC

Your Scalextric Dealer is:



**NEW**

**C.504 The History of Scalextric**

This hardback book traces the history of Scalextric from its early beginnings in 1957 to the present day.

The 'History of Scalextric' has an abundance of photographs, many in colour, of both Scalextric cars and accessories together with a full listing of vehicles produced over the years, including their respective reference numbers. Available mid 1987



**HORNBY**

© Hornby Hobbies Limited, Westwood, Margate, Kent, England

Hornby Hobbies Ltd. reserves the right to alter designs, contents, specifications and prices without notice. This catalogue supersedes all previous editions.

DESIGNED BY APPLBY CASE LTD. PRINTED IN ENGLAND C.503 1987.