

SCALEXTRIC®



31st Edition

1:32 SCALE

No other toy can give the pleasure and satisfaction of driving a high speed car round a circuit representative of Silverstone, or anywhere else you prefer, in hot competition with a similar car, all in your own home, and then going on to win.

The key elements of Scalextric are sturdy realistic electric cars controlled by sensitive pistol grip hand throttles and running on a resilient track system that can be laid down and taken up readily.

Boxed sets of Scalextric come complete with a power pack which converts the house mains electricity supply down to a safe 12 volts.

Skilled Scalextric drivers vary in age between about 4 and 80 years. The requirements for becoming a champion are similar to those of real Grand Prix and Rally drivers, namely practice, determination and a touch of luck.

The cars are strongly built and beautifully decorated. Being 1/32 scale, each around 5" long, they are large enough for anyone to handle comfortably.

They are designed to be raced, not just admired, and can stand up to the rough and tumble of every day use.

Enjoy looking through this catalogue
Scalextric is meant for you!

1:32 SCALE



EUROPEAN TOY SAFETY REGULATIONS

In 1988, the Council of the European Economic Community issued a directive detailing how all Member States should harmonise their Standards and Laws concerning the Safety of Toys.

Scalextric products have always conformed with previous safety regulations and will naturally do so with the new ones. Amongst other requirements, these call for the marking of toys, their packaging and instruction leaflets with certain symbols. These and their explanations are as follows:



denotes compliance with the new regulations.



denotes an "electric toy".



denotes Direct Current (DC).

The symbols will appear progressively on Scalextric products as appropriate.



HEADLIGHTS



TAIL LIGHTS



BRAKELIGHTS



TURBOFLASH



MAGNATRACTION™

MIGHTY METRO SET	4
GRAND PRIX SET	6
NIGHT STAGES SET	8
FORD RS COSWORTH SET	10
POLE POSITION SET	12
CLUB CIRCUIT	14
FORMULA 1	16
LE MANS 24 HOUR SET	18
WORLD CHAMPIONSHIP SET	20
BATMAN SETS	22
SINGLE SEAT RACERS	24
RALLY CARS	26
FORMULA 1 CARS	28
CARS WITH LIGHTS	30
WORLD SPORTS CHAMPIONS	34
DEVELOPING A CIRCUIT	35
THE TRACK	36
BUILDINGS & PEOPLE	39
ACCESSORIES	43



MIGHTY METRO SET

The tough Metros are ideal cars for Scalextric learner drivers. They are compact and frisky and can stand up to rough treatment.

The track circuit is a fully banked figure 8 incorporating an up and over bridge.

The hand throttles are sensitive to finger pressure and driving round at about half speed will enable you to keep your car going steadily and continuously.

To win a race you have to be more ambitious and this is when you learn the knack of the extra squeeze and release of the trigger at just the right moment.

Mains transformer included.

TRACK LAYOUT



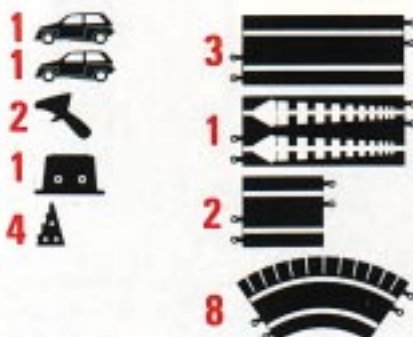
Space required 5'9" x 2'6" (175 x 80 cms)

Track running length 13'4" (406 cms)



CONTENTS

C.880 Mighty Metro Set



Close-up of banked track in action



Red Metro




Blue Metro

GRAND PRIX SET

The Grand Prix cars are fitted with large racing tyres on their rear wheels for good grip and high speed.

Crash barriers are included in the set for positioning at the more 'dangerous' parts of the circuit. It is a good idea to drive round a few times and then fit them where you find you most often 'run out of road'. They clip to the edges of the track sections.

Mains transformer included.



TRACK LAYOUT




Space required 5'9" x 2'6" (175 x 80 cms)

Track running length 13'4" (406 cms)


CONTENTS

C.573 Grand Prix Set



Speeding round the banking





Multi-colour printing on cars



Auto Mech Car



High Tech Car

NIGHT STAGES SET

Ford Escorts have made a great name in the world of car rallying.

Our set features two models equipped with working head and tail lights.

Rally cars usually drive with lights ablaze, day and night, and now you can simulate this practice with Scalextric.

The circuit is a banked figure 8 with a good supply of crash barriers.

Mains Transformer included.

TRACK LAYOUT



Space required 5'9" x 2'6" (175 x 80 cms)
Track running length 13'4" (406 cms)

CONTENTS

C.850 Night Stages Set



SCALEXTRIC





Supasnaps XR3i



Texaco XR3i

FORD RS COSWORTH SET

The remarkable Cosworth powered Sierras are always in the forefront of any rally they enter.

Here they compete with each other so the winner is likely to be the one with the more skillful driver.

The track circuit is particularly testing with its S bends, banking and changeover tracks but there is a liberal supply of crash barriers.

Cars have head and brakelights and MAGNATRACTION™.

Mains Transformer included.

TRACK LAYOUT

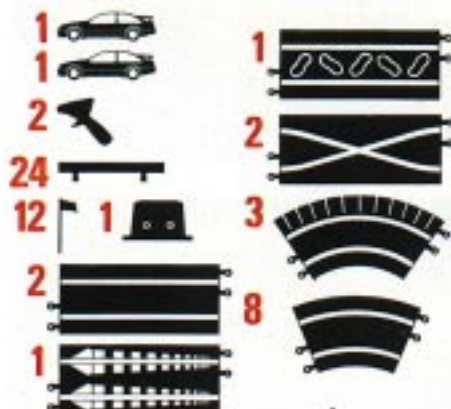


Space required 7'6" x 3'3" (228 x 100 cms)
Track running length 15'9" (481 cms)


CONTENTS


C.575 Ford RS Cosworth Set

Available mid 1990




SCALEXTRIC





Texaco Sierra RS Cosworth



Shell Sierra RS Cosworth

POLE POSITION SET

The inclusion of the special Rev-Start track section adds a touch of magic to this extended figure 8 type circuit. Place the cars on the Rev-Start grid with their rear wheels resting on the built-in rollers. As you operate the throttle the wheels spin but the cars remain stationary. When you move the Start Button, the rollers drop down and the cars speed off exactly together.

Rev-Start has two small smoke generators which give off realistic 'exhaust' smoke while the cars are revving up.

Mains Transformer, harmless smoke oil and filler included.

TRACK LAYOUT



Space required 9'3" x 3'3" (282 x 100 cms)
Track running length 19'11" (608 cms)

CONTENTS

C.576 Pole Position Set

Available mid 1990

- | | | | |
|----|--|---|--|
| 1 | | 8 | |
| 1 | | 1 | |
| 2 | | 5 | |
| 16 | | 6 | |
| 4 | | 3 | |
| 8 | | | |
| 1 | | | |
| 1 | | | |

SCALEXTRIC



Ready to go



13



They're off!



Panasonic F1



Dunlop F1

CLUB CIRCUIT SET

The classic outline of the Porsche cars sets the scene for this high quality racing set.

In contrast to the full time headlights, the red brakelights only come on when the drivers release the hand throttle trigger to brake. Beneath the cars are magnets to help them hold their line above the metal conductor rails in the track.

The large circuit includes a pair of changeover tracks and a flashing hazard skid chicane that has simple electric connections to the mains transformer.

Mains transformer included.

TRACK LAYOUT




Space required 10'3" x 5' (312 x 152 cms)
Track running length 23'6" (716 cms)






CONTENTS

C.743 Club Circuit Set

- | | | | |
|----|--|----|--|
| 1 | | 1 | |
| 1 | | 9 | |
| 32 | | 1 | |
| 10 | | 12 | |
| 2 | | 16 | |
| 1 | | 1 | |
| 6 | | 3 | |



SEALEXTRIC



Flashing Hazard Skid Chicane



Dunlop Porsche



Shell Porsche

FORMULA 1 SET

In keeping with their full size counterparts, these low slung racers have special soft grippy tyres printed with the makers name.

To make them speedier round the bends they are fitted with MAGNATRACTION™ and, for even more realism, you can see a flash when they decelerate simulating the over run of the turbo on a real car.

The track circuit is based on Silverstone and includes a pair of changeover tracks to add to the drama of the race.

Alternative circuits shown are illustrated in more detail on the pack.

Mains Transformer included.

TRACK LAYOUT



Space required 10'7" x 7'8" (323 x 233 cms)
Track running length 26'11" (820 cms)

CONTENTS

C.853 Formula 1 Set

1		10	
1		1	
2		2	
24		1	
10		8	
12		2	
1		2	
		14	

SEALEXTRIC





The Turbo Flash glow



Lotus Honda Turbo



Williams Honda FW11

LE MANS 24HR SET

The world famous 24 hour race, held each summer at Le Mans in northern France, is reproduced in the superb Scalextric set.

The Jaguar and Porsche cars are beautiful replicas of two leading contenders and are equipped with lights for day and night racing as well as MAGNATRACTION™ for speedier cornering. Cars also incorporate brakelights.


The extensive track circuit can be built up in alternative shapes and incorporates a pair of changeover tracks and a humpback bridge.

Mains Transformer included.

TRACK LAYOUT



Space required 10'6" x 7'3" (320 x 220 cms)
Track running length 27'5" (835 cms)




18

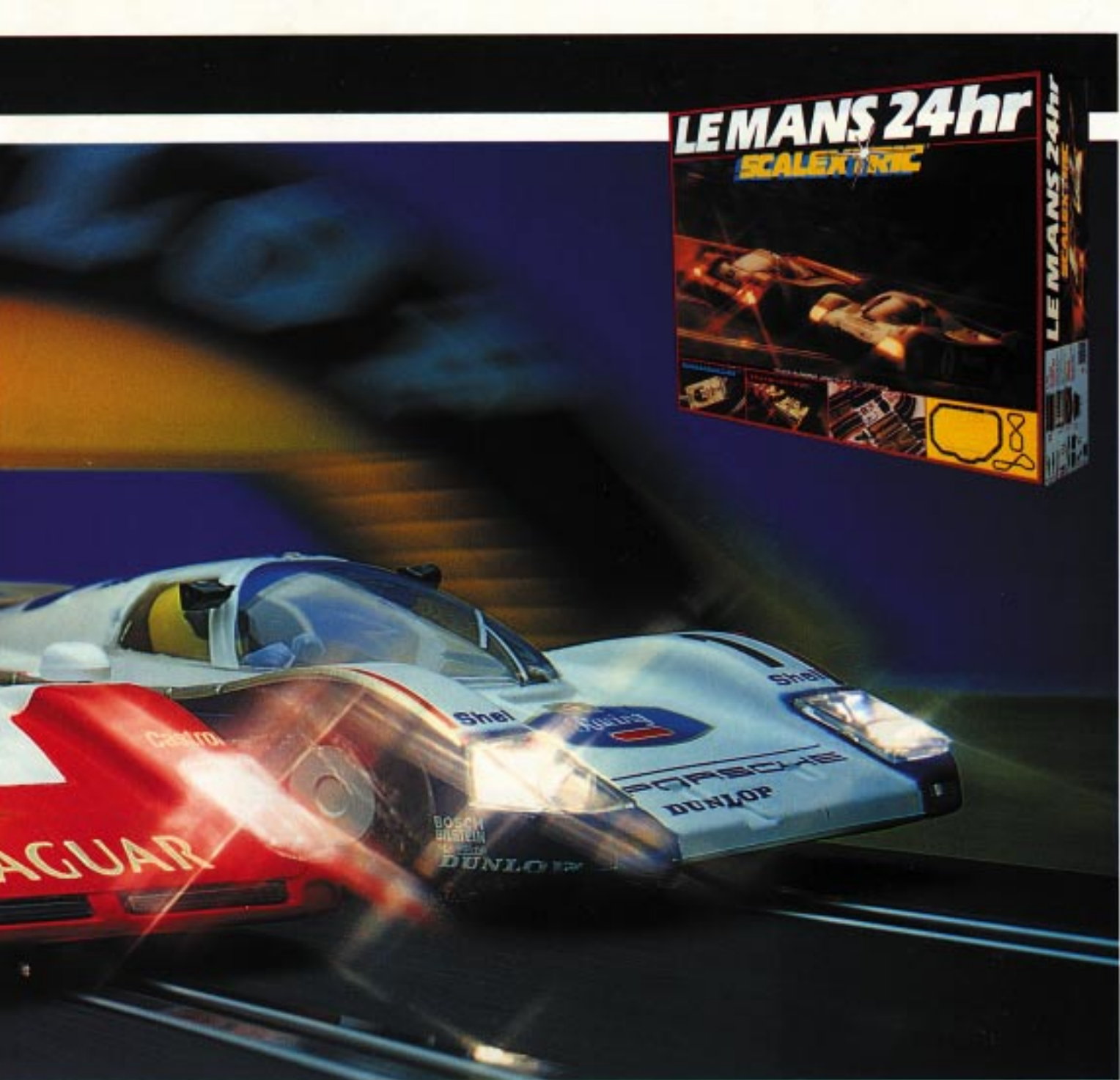
CONTENTS

C.742 Le Mans 24 Hour Set

- | | | | |
|----|--|----|--|
| 1 | | 12 | |
| 1 | | 1 | |
| 16 | | 2 | |
| 10 | | 12 | |
| 1 | | 2 | |
| 1 | | 12 | |
| 2 | | 8 | |
| 1 | | | |



SCALEXTRIC



Sudden flash of the brake lights



Porsche 962



Jaguar XJR9

WORLD CHAMPIONSHIP SET

The level of activity involved in 4 lane car racing with this magnificent set knows no bounds.

You can have team or individual races either of which will keep the drivers fully occupied.

There is scope for an official starter to operate the two Rev-Starts and to supervise the Lap Counters. If you are looking for something more peaceful, re-build the circuit into one of the twin lane versions.


Mains transformer included.

TRACK LAYOUT



Space required 10' x 4' (305 x 122 cms)

Track running length 22'6" (585 cms)



Two lane Monaco circuit

Requires space 17' x 6' (518 x 183 cms)

Running length 43'8" (1328 cms)

Two lane Brands Hatch circuit

Requires space 12'6" x 8'6" (380 x 260 cms)

Running length 43'8" (1328 cms)


20

CONTENTS

C.888 World Championship Set

- | | | | |
|----|--|----|--|
| 1 | | 2 | |
| 1 | | 2 | |
| 1 | | 2 | |
| 1 | | 2 | |
| 4 | | 2 | |
| 36 | | 2 | |
| 18 | | 14 | |
| 1 | | | |

- | | |
|----|--|
| 4 | |
| 2 | |
| 10 | |
| 22 | |
| 2 | |
| 4 | |



SCALEXTRIC



21



Williams Honda FW11 No. 5



Williams Honda FW11 No. 6



Lotus Honda Turbo



Lotus Renault 98T

BATMAN SETS

The Caped Crusader - Batman™ once more pits his wits against society's arch enemy, the Joker™.

The race is on. Will the Batmobile™ catch the Joker's™ Porsche? Will they both be able to jump the flying leap or, as with the Batman Chase set, negotiate the banked curves at each end? The Batman Leap set has a larger circuit and features the 'Flying Leap'. Judge your speed just right and over you go. Get it wrong and...

For the faint hearted an extra piece of track is included to bridge the gap or, if you are really brave, it can be incorporated into the circuit to make the gap even greater!!!

TRACK LAYOUT



Track Circuit space required 8'3" x 4'3"
(252 x 130cms)

Track running length 20'2" (614cms)

CONTENTS

C.563 Batman Leap Set

- | | | | |
|----|--|---|--|
| 1 | | 7 | |
| 1 | | 1 | |
| 2 | | 4 | |
| 16 | | 4 | |
| 8 | | 4 | |
| 8 | | 6 | |
| 1 | | | |
| 1 | | | |

SCALEXTRIC





Distributed under Licensing Agreement from
Warner Bros./LCA Entertainment.
TM © 1989 DC Comics Inc. All Rights Reserved

TRACK LAYOUTS



Track Circuit space required 5'9" x 2'6"
(175 x 80cms)

Track running length 13'4" (406cms)

CONTENTS

C.562 Batman Chase Set



SCALEXTRIC

SINGLE SEAT RACERS

Scalextric presents an attractive selection of basic specification racers for the champions of the future.

Each has a standard Scalextric motor, gear drive and pick-up system with less elaborate body detailing and decoration.

They are designed to stand up to the impacts that will occur in the hands of an over enthusiastic and less experienced driver.



C.385 Deserra Sports. Length $4\frac{13}{16}$ " (123 mm)



C.386 Stone Avionics. Length $4\frac{13}{16}$ " (123mm)



C.228 Qudos. Length $4\frac{13}{16}$ " (123 mm)




C.229 Kötzing. Length $5\frac{1}{8}$ " (131 mm)





C.377 Tyler Autos F2. With underpan. Length 5 1/16" (135 mm)



C.378 Graves Engineering F2. With underpan. Length 5 1/8" (131 mm)

POLICE CAR



C.362 Police Car. Length 5 1/4" (133 mm). Roof light cluster illuminates when running

MOTORBIKE AND SIDECAR



C.239 Motorbike and Sidecar - Yellow Flash


C.238 Motorbike and Sidecar - Red

RALLY CARS

Prospective owners will have an agreeable time trying to choose which of these crisp models they prefer.

All are made to the same exacting Scalextric standards of strength, performance and finish to ensure that whatever choice is made, the owner will be both pleased with and proud of his selection.

The Audi Quattro has 4 wheel drive, just like the real car.



C.347 BMW M1. Length 5 $\frac{9}{16}$ " (142 mm)




C.458 Rally Audi Quattro. Length 5 $\frac{1}{2}$ " (140 mm). Available mid 1990.





C.379 Rally Capri Special. Length 5 $\frac{1}{8}$ " (137 mm)



C.391 Ferrari GTD. Length 5 $\frac{1}{16}$ " (132 mm)



C.460 STP XR3i. Length 5" (127 mm). Available mid 1990



C.459 Shell Datsun 260Z. Length 5 $\frac{1}{4}$ " (130mm). Available mid 1990

FORMULA 1 CARS

Each year the march of progress embraces the real Formula 1 racing scene. So it is with Scalextric, now introducing superb models of the cars that regularly feature in the top ten.

Here is the 1989 Ford Benetton - the sponsor being a well known Italian clothing manufacturer - powered by a 3 1/2 litre Ford engine and showing increasing promise among the leaders in the hands of Alessandro Nannini.

Its close competitor is the exciting 1989 Tyrrell - a famous name - also Ford powered and likewise getting ahead of the pack in Jonathan Palmer's skilled hands.

The speed and reliability of the McLarens in recent years has made them the most successful racing cars of all time, collecting 15 wins out of 16 races in the 1988 season.

Scalextric, a consistent winner itself, welcomes the newcomers to its team.



C.462 Honda McLaren MP 4/4 Length 5 1/2" (143mm). Available mid 1990. Not suitable for C.187 banked curves.



C.461 Ford Benetton B189. Length 5 1/8" (137 mm). Available late 1990.



C.467 Tyrrell 010. Length 5 1/2" (140 mm). Available late 1990.





C.425 Lotus Renault 98T. Length $5\frac{3}{8}$ " (137 mm).



C.426 Williams Honda FW11. Length $5\frac{1}{4}$ " (133 mm).



C.434 Lotus Honda Turbo. Length $5\frac{3}{8}$ " (137 mm).




C.457 Ferrari F1. Length $5\frac{1}{2}$ " (140 mm). Not suitable for C.187 banked curves.

CARS WITH LIGHTS

The illustration of the working parts of the Scalextric Ford Cosworth on page 33 demonstrates the complexity of the head and brakelight installation devised by Scalextric engineers.

All you have to do is drive your car in a darkened room to enjoy the fascinating realism of these splendid miniatures.




C.449 Porsche 959. Length 5 1/4" (133 mm).




C.144 Team Lancia. Length 5" (127 mm).



C.464 BMW M3. Length 5 1/4 (133mm). Available mid 1990.



C.427 Porsche - Red. Length 5 5/16" (135 mm).



C.428 Porsche - Black. Length 5 5/16" (135 mm).

CARS WITH LIGHTS



C.429 Ford RS200 Radiopaging. Length 5" (127 mm).



C.432 Ford RS200 Shell. Length 5" (127 mm).




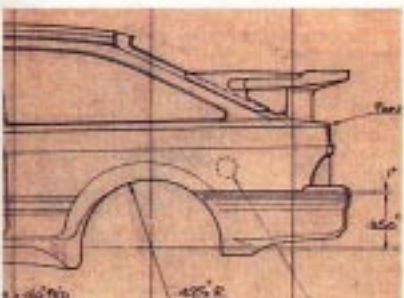
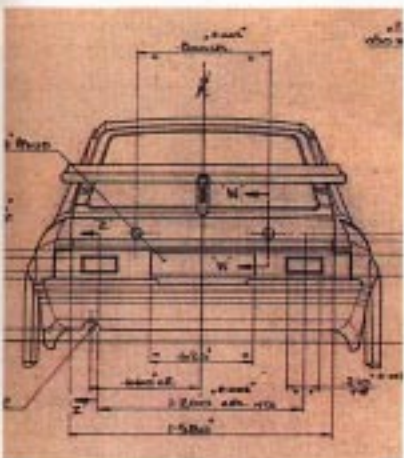
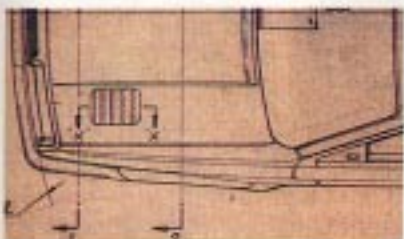
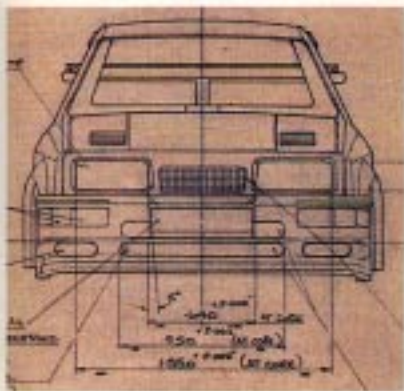
C.455 Ford RS Cosworth Texaco. Length 5 1/2" (140 mm).



C.456 Ford RS Cosworth Firestone. Length 5 1/2" (140 mm).



A LOOK AT THE WORKS




WORLD SPORTS CHAMPIONS

The extremely popular Scalextric Jaguar and Porsche models are now to be joined by a beautiful reproduction of the Mercedes 5 litre turbo car that dominated the 1989 World Sports Prototype Championship as well as winning the Le Mans 24 hour race.


Mercedes has had a long and successful racing history, brilliantly using the experience gained to help achieve the famed reliability of their cars.




C.468 Sauber Mercedes C9/88. Length 5 1/4" (146 mm). Available late 1990.



C.382 Jaguar XJR9. Length 5 1/4" (143 mm)



C.436 Porsche 962. Length 5 1/4" (146 mm).



C.463 Shell Porsche 962. Length 5 1/4" (146 mm). Available late 1990.


DEVELOPING A CIRCUIT

While a great deal of fun and pleasure may be derived from the basic circuits supplied with the various Scalextric boxed sets, the temptation to add some extra track sections is one that few people can resist.

The Scalextric Track Circuits booklet contains a number of suggestions for extended circuits most of which can be built within a space of 8' x 4' (250 x 125 cms).

Our illustration shows a variant of one of

these plans to which has been added many of the delightful buildings and trackside accessories to be found detailed on the following pages. These have converted the basic plan into a really life like racing scene.



C.500 Track Circuits Booklet.

Contains design suggestions for 27 circuits, mostly suitable for fitting on 8' x 4' baseboard (250 x 125 cms). Also includes information on circuit construction, vehicle maintenance and racing methods.



THE TRACK

The track sections are constructed from a flexible plastic base with two metal conducting strips inserted into each vehicle 'lane'. The twin black projections on each end of the sections are flexible locking tabs, an ingenious Scalextric feature.

C.151 Standard Curve 45°

C.152 Inner Curve 45°

C.153 Outer Curve 22½°

C.154 Half Standard Curve 22½°

C.156 Double Inner Curve 90°

C.157 Short Straight. Length 3¼" (7.8 cms)

C.158 Quarter Straight. Length 3⅞" (8.7 cms)

C.159 Half Straight. Length 6⅞" (17.5 cms)

C.160 Straight. Length 13¾" (35 cms)

C.164 Rough Terrain Track. Length 13¾" (17.5 cms) The detachable humps swivel to vary the roughness of the surface.

C.168 Starting Straight. Length 13¾" (35 cms)

C.170 Rev Start. Length 6⅞" (17.5 cms)

Vehicles 'rev-up' on the grid with wheels spinning on raised rollers. As the start button is moved the rollers drop and both vehicles get away to a perfect start. Generators beneath the track emit 'exhaust smoke' while the wheels are spinning. Harmless smoke oil and filler included.

C.174 Short Chicane

Two pieces each 13¾" (35 cms) long. Straight or Curved chicanes may be inserted between the narrow ends.

C.176 Straight Chicane. Length 13¾" (35 cms). Fits between the two sections of the Short Chicane.

C.178 Skid Chicane. Length 13¾" (35 cms)

C.179 Curved Chicane 45°

Fits between the two sections of the Short Chicane.

C.182 Changeover Tracks

Two pieces each 13¾" (35 cms) long

C.187 Banked Curve 60°

C.198 Inner Borders

Pack of 8 sections which fit inside Standard Curves to broaden the roadway.

C.248 Hump Bridge. Length 13¾" (35 cms)

C.249 Right Angle Crossing. 9¼" (23.4 cms) across faces

C.274 Crash Barriers

Pack of 12. Pack includes flagpoles, self-adhesive flags and advertisements. Barriers clip to edges of track sections.

C.277 Lap Counter. Length 6⅞" (17.5 cms)

Records up to 50 laps in each lane. Lift central spigots to re-set dials.

C.521 Smoke Oil

Supply of extra oil for use with C.170 Rev Start.

C.710 Track and Bridge Supports Pack

The six-sided sections slip under the outer edge grooves of curved tracks to lift them and create a banking effect. Each pair of opposite faces gives a different height. Bridge supports have alternative height brackets.




C.151



C.153



C.154



C.157



C.160



C.168



C.158



C.159



C.170



C.277

C.521



C.248



C.156



C.152



C.179



C.187




C.178



C.176



C.164



C.249



C.174



C.182



C.274

37



C.710



C.198

THE TRACK

Flashing light hazard track sections are to be wired direct to the power pack which has the capacity to operate one or two of them depending upon the types of car in use. If more electric accessories are built-in an additional power pack may be required.


C.207 Hazard Skid Chicane. Length $13\frac{3}{4}$ " (35 cms) Hazard lights flash continuously.

C.222 Hazard Short Chicane. Total length $27\frac{1}{2}$ " (70 cms) 2 track section set. Flashing lights in both sections. Cones and bales included.


C.223 Hazard Chicane Straight. Length $13\frac{3}{4}$ " (35 cms) With flashing lights, cones and bales. Fits between narrow ends of C.222 to extend chicane.

C.224 Hazard Changeover Tracks 2 pieces each $13\frac{3}{4}$ " (35 cms) long Both sections have flashing lights. May be used together or separated by other track sections.

C.208 Hazard Long Chicane. Total length $41\frac{1}{4}$ " (105 cms) 3 track section set. Hazard lights on 'entry' section flash continuously. Supplied with cones, bales, crash barriers and flagpoles.




C.207




C.222



C.223



C.224



C.208

BUILDINGS AND PEOPLE

C.235 Pit Stop
 Length 10 $\frac{1}{8}$ " (27 cms). Available mid 1990
 Includes typical pit accessories. Polystyrene
 cement and paint not included.



C.235



C.236 Spectator Stand Kit
 Length 9 $\frac{1}{2}$ " (24 cms). Available mid 1990
 Typical of the type seen at many race circuits.
 Polystyrene cement and paint not included. The
 Spectator Stand may be fitted on the C.235 Pit
 Stop roof.



C.236

C.209 Start Light Post
 Width 12 $\frac{1}{2}$ " (32 cms)
 Connects direct to power pack. Press the button
 on the top and the red light shows with the
 yellow lights tracking inwards. When they reach
 the centre the red light changes to green.
 Includes track borders and crash barriers.



C.209

BUILDINGS AND PEOPLE

C.700 Dunlop Bridge

Length 15½" (39.4 cms)

Injection moulded replica of the bridge at Donington in Leicestershire.

C.273 Electronic Circuit Recorder

Total length 41¼" (105 cms)

Connects direct to power pack. The special centre track section senses the passing of vehicles in both lanes and records each pass on the digital read-out clocks. Set includes 2 straights, 2 pit stop buildings, crash barriers and flags.




C.700

C.234 Control Tower and Crosswalk Kit

Length 24" (65.5 cms), Height 20" (50.8 cms)

Available mid 1990

This magnificent structure will add a real racetrack look to your Scalextric circuit. The crosswalk will span one or two track widths. Polystyrene cement and paints not included. Figures not included.



C.234



C.273



BUILDINGS AND PEOPLE

C.702 Control Tower

The Building is supplied in two parts with separate clock tower, ladder, flagpole and 'loudspeakers'. A cardboard floor (not included) will need to be fitted if figures are to be inserted upstairs.

C.703 Pitstop Building

Length 6" (153 mm)

Consists of main building, 6 action figures (unpainted), tools and equipment. Push fit assembly.

C.705 Grandstand with Spectators

Length 9 3/4" (249 mm)

The main structure requires push fit assembly. Supplied with spectators (unpainted), flagpoles and 'loudspeakers'.

C.706 Accessory Pack

Contains racing figures (unpainted), bales, drums and cones. Suitable oil based enamel for painting figures is available from model shops.

C.709 Racing Figures

Set of 6 ready painted figures.

C.221 Accessory Set

Contains Dunlop Bridge, Grandstand, Skid Chicane, Rough Terrain Track, crash barriers, drums, bales and cones.



C.221



42 C.702



C.703



C.706



C.709



C.705

ACCESSORIES

C.211 Public Address System

Contains battery operated microphone and loudspeaker which may be positioned inside the Control Tower. Requires PP3 or equivalent 9 volt battery.

C.270 Race Tuned Pack

Contains race tuned hand throttle and selection of tyres, hubs, axles, bearings, braids, guide blades and spare motor.

C.271 Race Tuned Hand Throttle

Fitted with 30 ohm low resistance mat for high performance.

C.279 Race Tuned Accessory Pack

As C.270 but without race tuned hand throttle.

C.297 Hand Throttle - red

C.298 Hand Throttle - black

As supplied in standard Scalextric sets.

C.910 Pick-up Braids

Pack of 6 replacement braids for fitting to car guide blades.

C.918 Power Pack

Has power capacity to operate two Scalextric vehicles and an electric or electronic accessory. Built to conform to British Standards Specification. For use only from A.C. Mains 200-240 volts.



C.211



C.279



C.297



C.298



C.918



C.271



C.910

New Products

This catalogue shows the items planned to be introduced during 1990. Estimated delivery periods are indicated against them but may be subject to variation. The illustrations of such items show Scalextric prototype models which may not conform exactly to production versions.

Distribution

Scalextric products are available only through authorised retailers, not direct from the factory.

Trade Marks

SCALEXTRIC and SCALEXTRIC SUPERSCALE are Registered Trade Marks of Hornby Hobbies Limited.

Dimensions

Dimensions quoted in the catalogue are approximate and are to enable comparisons to be made.

Hornby Hobbies Ltd. reserves the right to alter designs, specifications and prices without notice. This catalogue supersedes all previous editions.

SCALEXTRIC

Your Scalextric Dealer is:-



All rights reserved

© Hornby Hobbies Limited, Westwood, Margate, Kent CT9 4JX England
C.523 1990

