


SCALEXTRIC®



35th EDITION

1:32 SCALE

Ten Winning Reasons why racing

Over the years, while others have stood still, Scalextric has been continually developing and improving its cars and racing equipment. Printed logos and liveries have replaced stickers. Common parts have improved localised servicing and of course, should there be a terminal fault, the Scalextric Service Centres are always there to help. All this has made Scalextric number one in slot racing.

Nevertheless, Scalextric is not one for resting on its laurels. The design team at Scalextric are like their full size counterparts, developing new ideas to maintain their championship status.

Shown on this page are just a few of the innovations that have set Scalextric apart from some of the 'also-rans'.

Most Scalextric cars have one or more special features. Examine the icons below and check to see if any of them appear next to the car of your choice.



MAGNATRACTION®



HEADLIGHTS



BRAKELIGHTS



TAIL LIGHTS

Other icons are used in the Auto Information Section (pages 56/57) giving approximate weights and measurements of all cars for comparison.



OVERALL LENGTH



WEIGHT



WHEEL DIMENSIONS (FRONT)



WHEEL DIMENSIONS (REAR)



WHEELBASE

7



Head and Tail Lights. You can race into the 'night' when you have a car fitted with headlights and those cars equipped with tail lights look most impressive as they 'blaze' around the track.

6



Decoration. The majority of Scalextric cars have, where possible, logos and additional decoration printed directly onto them. The use of sticky labels was abandoned many years ago because of the untidy appearance and their inability to stay on the cars.

8

Rev-Start Track. Brings the thrill and the atmosphere of the race track into the home, as the cars rev-up on the start line. When the throttles are 'gunned', so the wheels spin and the smoke billows out from underneath the track. Another unique item in the exciting world of Scalextric.

6



7



9

Multi-Level Racing. Only available from Scalextric. This track support system allows for large Scalextric layouts to be constructed, using the height of the room, rather than the floor area.

8



9



10

Service Dealer Network. Over 400 Specialist Service Dealers can be found up and down the UK ready to repair and service cars, when possible, as well as provide professional advice on track layouts plus the more technical aspects of racing Scalextric.

10



lextric will make you the champion.



Easi-Fit Guide Blades. Many of the Scalextric cars now have Easi-Fit guide blades. Again this development is totally unique to Scalex cars. Just pull out the worn out assembly and snap in the new one.



Magnatraction®. Most Scalex cars are now fully fitted with this feature providing improved 'ground effect' especially when cornering.



Power Base. Once again Scalextric takes the fiddle out of racing. No more scrabbling about on the floor trying to connect the hand throttles to the track and the transformer. Simply push the Power Base between two straights and plug in both the hand throttles and the transformer lead. As simple as ABC. Many of the sets now include the Power Base System.



MegaSound. Get to grips with this unique hand throttle. Press the start button for the raucous sound of an engine bursting into life. Start to race and the sound from the throttle changes to an engine giving it's all. Look out for these throttles in the Formula One, Jaguar Challenge and the Le Mans 24 hour sets.



Brake Lights. Unique to Scalextric. Just like the real thing. As the finger is lifted from the throttle, so the brake lights flash on briefly, simulating the urgency of deceleration, which happens many times during a race.



SETS

Mighty Metro	4
Grand Prix	5
Ford Sport	6
Mini Rally Cross	7
Team Cosworth	8
Porsche Power	9
Super Saloons	10
Pole Position	11
Road Racing	12
Jaguar Challenge	13
Hot Pursuit	14
Formula One	15
Le Mans 24hr	16

VEHICLES

Road and Rally Cars	18
Rally Cross Cars	22
Motorway Speedway	23
Sports Endurance Cars	24
Single Seat Racers	26
Formula One Cars	28
Super Cars	30
Power and The Glory	32
Collector Series Cars	34

ACCESSORIES

Trackside	36
Specialist Track	40
Standard Track	42
Extending a Circuit	44
General Accessories	48

HORSE RACING

Horses and Sulkeys	50
Ascot Set	51

INFORMATION

	
Accessories Information	52
Auto Information Chart	56
Race Data Sheets	58




MIGHTY METRO

Used quite often as an introduction into full size racing the Metros have proved to be reliable and forgiving in the hands of the novice.

The Scalextric Metros have inherited many of these qualities and are ideally suited to the banked figure eight circuit included in this set.

However, care must be taken when negotiating these curves, go too slow and you will roll off, too fast and you could take to the air!



TRACK LAYOUT

Space required 5'9" x 2'6" 175 x 80 cms.
Track running length 13'4" 406 cms.



C.580 MIGHTY METRO

Contents: *Main Power Pack* included.



NAVICO METRO



ESSO METRO

GRAND PRIX

NEW

In the ever changing world of Formula One racing the thoroughbreds of the race track continually go through improvements both in body shape and mechanical design. Each team hopes to obtain the optimum performance from their car resulting in it being first to receive the chequered flag.

Ford Benetton and Ferrari are two teams that are famous in the world of Formula One and who meet once again on the starting grid of this set, ready to re-live the excitement that both teams have created on the racing circuits of the world.

Each car is equipped with Magnatraction®, for increased ground effect, plus the Easi-Fit guide blade assembly for really quick pick-up changes in the 'Pits'. The super fast circuit has banked track at either end which must be taken at speed but beware, go too fast and your car will hurtle off the track!



TRACK LAYOUT

Space required 5'9" x 2'5" 174 x 74 cms.
Track running length 12'7" 383 cms.

C.B13 GRAND PRIX

Contents: Mains Power Pack included. Available early 1994.



FORD BENETTON B189



FERRARI 643



40

50

60

FORD SPORT

NEW

Where would the multi faceted world of motor racing be without the enthusiastic input from the Ford Motor Company. Whether it be involvement in Formula One, Single Seat Racing or Rallying the Ford logo can be seen on or around the winners rostrum.

Ford's racing prowess can clearly be seen with their rallying achievements, both in the National and International arena with cars like the XR2i typifying the Ford flexibility of changing a small family 'run-around-car' into an all conquering racing machine. The two XR2i's, each sporting their own distinctive racing trim, are equipped with Easi-Fit guide blades, Magnatraction®, plus floating independent front axle stubs and wheels. This combination allows for both cars to give their best on the figure eight circuit included in this set.

Careful use of the crash barriers on the banked curves will allow for optimum performance at racing speeds, while the lower level straight provides the ideal location point for the Power Base.



TRACK LAYOUT

Space required 5'9" x 2'6" 175 x 80 cms.
Track running length 13'4" 406 cms.



SCALEXTRIC

C.815 FORD SPORT

Contents: Power Base and mains transformer included. Available mid 1994.



Power Base not available in EFTA countries.



FORD XR2i Q8



FORD XR2i SHELL



MINI RALLYCROSS

Motor racing can take many forms but there are few that give the spectators, as well as the participants, more thrills per minute than the rough and tumble of the Rally Cross races. Cars of all types race across the dirt track, wheels spinning and dirt flying.

As well as racing with the big boys, the Mini also has it's own class in Rally Cross. This class is suitably represented in this set with the two nippy Mini's, an off set oval circuit and the carefully positioned crossover tracks. Watch out for these as you could 'crash out' of the race. A rough terrain track is also included, requiring a little more daring from the more adventurous driver if raced over at speed.

Add to these features the Power Base, for ease of hand throttle and transformer connection. and you have a set full of excitement, just like the real thing. All that is missing is the mud!



TRACK LAYOUT

Space required 7'6" x 3'3" 228 x 100 cms.
Track running length 15'9" 481 cms.

C.661 MINI RALLYCROSS

Contents: Power Base and mains transformer included.



MINI COOPER RED



MINI COOPER GREEN

Power Base not available in EFTA countries.

40

50

60


TEAM COSWORTH

NEW

Once again, Ford are at the forefront of International Rallying. Without doubt the clever engineers at Ford and associate companies use their skill to obtain the most from their cars. This is certainly the case with the new Escort RS Cosworth. But what of the engine, the powerhouse of the car? This too is the result of evolution and refinements brought about by many years of development by the team at Cosworth Engineering.

The brightly decorated Escort RS Cosworths in this set are fully equipped with Magnatractor®, headlights, tail lights and the Easi-Fit guide blades. They are a challenge to drive and once mastered, unstoppable in the right hands.

The extended figure eight circuit gives an equal chance for both racers to show off their skills and is ideally suited for fast racing, especially if the strategically placed crash barriers are used to keep 'that tail' in.



TRACK LAYOUT

Space required 7'6" x 2'5" 220 x 74 cms.
Track running length 17'9" 540 cms.

SCALEXTRIC

C.814 TEAM COSWORTH

Contents: Power Base and mains transformer included. Available mid 1994.



PILOT FORD ESCORT RS COSWORTH



TEAM FORD ESCORT RS COSWORTH



Power Base not available in EFTA countries.

PORSCHE POWER

Where would endurance racing be without the name of Porsche? For many years they have dominated the endurance circuits of the world with their high powered 962's, achieving win after win as they race themselves into the record books. It is no wonder that numerous teams have chosen the Porsche 962 as the vehicle to see them over the winning line.

Two of these legends of the race track feature in this powerful Scalextric set. Perfectly matched, each car is fitted with the Easi-Fit guide blade assembly, plus the all important Magnatraction® for superior road holding. The super fast circuit features banked curves at one end and flat at the other. Care must be taken when negotiating the cross-over tracks as only one car can cross at a time - and survive! The switching on of the Supersound unit, with it's sounds of racing helps to add to the excitement of driving a Porsche.



TRACK LAYOUT

Space required 5'9" x 4'0" 175 x 123 cms.
Track running length 14'0" 427 cms.

C.540 PORSCHE POWER

Contents: Mains Power Pack Included. Supersound Unit requires 2 x Ever Ready LR6 batteries (not included).



TAKE FUJI PORSCHE 962C



FROM A PORSCHE 962C



40

50

60

SUPER SALOONS

NEW

The B.T.C.C. (British Touring Car Championships) came of age in the 1993 season and the 1994 Championship seems set to continue the excitement of these Super Saloons of the racing circuit.

Both the brand new Scalextric Mondeo and BMW 318i Saloons are finished to a very high standard of detail and decoration capturing, as far as possible, the dynamic and striking livery of both cars. Standard equipment for both cars are head and tail lights, as well as Magnatraction® for fast cornering. Easi-Fit guide blades ensure that long pit stops are a thing of the past.

The large figure 8 track allows for each car to be put through its paces and careful positioning of the crash barriers will help to keep the cars on their winning line.

The Power Base can be positioned on either of the straights providing it is fitted in between two 'D' straights.



TRACK LAYOUT

Space required 7'6" x 2'5" 226 x 74 cms.
Track running length 17'9" 540 cms.

SCALEXTRIC

C.809 SUPER SALOONS

Contents: Power Base and mains transformer included. Available mid 1994.



BMW 318i TEAM DYNAMICS



FORD SPORT MONDEO



Power Base not available in EFTA countries.

POLE POSITION

NEW

As both cars sit on the starting grid, wheels spinning and engines revving, so the smoke starts to billow out from underneath the rear of each car. The switch, positioned in the Rev-Start track behind them, is pulled back. The tyres meet the track, grip and both cars shoot off neck and neck.

The new Rev-Start track incorporates a smoke element hidden underneath the track which vapourises a harmless and clean oil, creating the illusion of smoke coming from the rear of each car. Both cars are held off the track by supports which lower into the track bed when the release switch is pulled back.

The Ferrari and Minardi Formula One cars are particularly suited to the figure 8 circuit, which has a banked curve sensibly positioned at the end of the first straight. The Power Base ensures that 'assembly to racing' time is kept to the minimum.

Exciting and fair racing is guaranteed and may the best driver win.



TRACK LAYOUT

Space required 7'5" x 4'9" 227 x 145 cms.
Track running length 20' 609.5 cms.

C.810 POLE POSITION

Contents: Power Base and mains transformer included. Available mid 1994.



Power Base not available in EFTA countries



FERRARI 643 F1



MINARDI F92/1



40

50



60

ROAD RACING

The two Italian stallions of the Super Car breed meet wheel to wheel in this set with its drama filled circuit. The sinister black Lamborghini Diablo is a worthy challenger to the world famous Ferrari F40 and all is set to see which one will be the ultimate champion. Will it be the Diablo with its sleek and menacing lines? Or will the Ferrari, whose mechanical ancestors were consistent world champions in motor racing year after year, fight off the impudent newcomer? Both have fitted head, tail and brakelights as well as Magnatractor®, so the difference must be in the handling and that depends on the driver.

The circuit will demand much more from the driver, not only skill but daring when both cars race towards the crossover tracks.

The Supersound unit adds atmosphere to the occasion, so switch it on and race the cream of Italian sports cars to the limit.



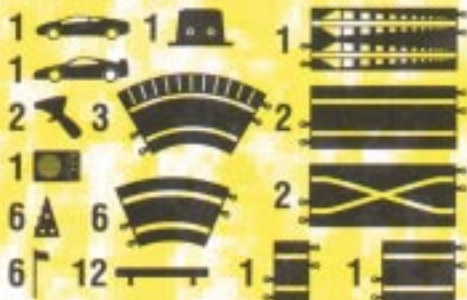
TRACK LAYOUT

Space required 5'9" x 4'0" 175 x 123 cms.
Track running length 14'0" 427 cms.

SCALEXTRIC

C.770 ROAD RACING

Contents: *Mainz Power Pack included. Supersound Unit requires 2 x Ever Ready LR6 batteries (not included).*



LAMBORGHINI DIABLO



FERRARI F40



JAGUAR CHALLENGE

The cars and circuit in this set help to recreate the rigours and challenges of endurance racing. The Jaguar XJ220 and the Ferrari F40 are more than a match for each other as they battle it out on nearly 20 feet of race track. Can the Ferrari, with its headlights blazing, fend off the challenge from the metallic blue Jaguar? 'Brakelights on both cars light up as they approach the first bend, and aided by the race proven Magnatraction®, fitted to both cars, they hold their own racing line.' Tail lights are standard equipment for both cars, as is the fast change Easi-Fit guide blade assembly.

But the fun does not stop there. This set includes the fabulous MegaSound hand throttles with their evocative sounds of racing. The Jaguar Challenge - Racing at its best.



TRACK LAYOUT

Space required 9'3" x 3'3" 282 x 100 cms.
Track running length 19'11" 608 cms.



C.707 JAGUAR CHALLENGE

Contents: Power Base and main transformer included. MegaSound hand throttles require 2 x Ever Ready LRS batteries (not supplied). The batteries are required to provide the sound. They are not needed to operate the cars.



Power Base and MegaSound hand throttles are not available in EFTA countries.



JAGUAR XJ220



FERRARI F40



40

50

60

HOT PURSUIT


NEW

The possibility of putting the sleek red Porsche 911 through its paces, is too much of a temptation for the new owner. In the car of his dreams the driver races away but as he is burning up the miles at speeds far in excess of the limit, he doesn't see the Police car cruise up behind him - but he hears it!

And so the stage is set for a real Scalextric race and chase set. The Porsche 911, with head and brakelights uses the fitted Magnatraction® to great effect on the road circuit but so too does the Ford Cosworth Police car. The specially equipped 'Patrol' car not only has headlights but a 'wailing' siren, similar to those used by the Traffic Police plus a flashing blue light cluster.

The off-set track is most suitable for fast and exciting races. Caution, however, must be exercised when racing around the 180 degree chicane bend situated at one end of the circuit. There is only room for one car at a time. Can the Porsche evade capture or will the Traffic Police be able to get in front of him and bring him to a halt? Skill and daring are required.

Set also features the Power Base with suitable hand throttles.



TRACK LAYOUT

Space required 7'6" x 3'3" 228 x 100 cms.
Track running length 15'9" 481 cms.



SCALEXTRIC

G.808 HOT PURSUIT

Contents: Power Base and mains transformer included. Available mid 1994.



FORD SIERRA COSWORTH POLICE CAR



PORSCHE CARRERA 911



FORMULA ONE

NEW

The battle for the Formula One Championship will be intense during 1994. As if in preparation for this battle, Scalextric are introducing two brand new Formula One cars. Unfortunately, one of these, the Williams Renault FW15C, cannot be shown on this page as the livery will be a closely guarded secret until the early Spring.

No such modesty for the brightly coloured Ford Benetton B193. This car can be seen in all its glory with Michael Schumacher's racing number clearly printed on the body, along with numerous logos. The model also features the distinctive 'barn doors' attached to the cars side pods.

Both the highly detailed Williams and Benetton will have as standard equipment the Easi-Fit guide blade assembly and Magnatraction®. The set will also include a Power Base plus two MegaSound hand throttles. These throttles, with their raucous racing noises will certainly bring the exciting sounds of Formula One racing right into the house, so be warned!



TRACK LAYOUT

Space required 7'5" 5'10" 226 x 178 cms.
Track running length 20'0" 610 cms.



Alternative layouts

C.811 FORMULA ONE WITH MEGASOUND

Contents: Power Base and mains transformer included. MegaSound hand throttles each require 2 x Ever Ready LR6 batteries (not included). The batteries are required to provide the sound. They are not needed to operate the cars. Available mid 1994.



FORD BENETTON B193



Manufactured under license from Benetton Formula Ltd.



WILLIAMS RENAULT FW15C



Manufactured under license from Williams Grand Prix Engineering.

40

50

60

LE MANS 24HR

NEW



TRACK LAYOUT

Space required 9'3" x 6'1" 285 x 185 cms.
Track running length 25'1" 764 cms.



C.812 LE MANS 24 HOUR WITH MEGASOUND

Contents: Power Base and mains transformer included. MegaSound hand throttles each require 2 x Ever Ready LR6 batteries (not supplied). The batteries are required to provide the sound. They are not needed to operate the cars. Available mid 1994. Available UK only.



AEG SAUBER MERCEDES



TOSHIBA PORSCHE 962C






There is a special week-end in July when all racing eyes turn towards a village in France which bears the name of the most famous Endurance Race in the world - Le Mans. This is where several classes of specially prepared cars are raced for twenty four hours, only stopping for emergency repairs, the changing of drivers and tyres or to fill up with fuel.

This Scalextric set helps to recreate that special week-end in July with superbly decorated models of the AEG Sauber Mercedes and the all conquering Porsche 962C. Each car has been equipped with brakelights as well as headlights so that when day turns to night the racing can continue. Should pick-ups need changing, as the hours run on, then the Easi-Fit guide blades on both cars can be quickly and easily changed. Magnatraction® assists each model to stay on the track, but over confidence can cause accidents. However, the excitement does not stop there, as this set features the unique MegaSound hand throttles which really do help to capture the racing sounds of that July week-end in France.

All you have to do now is listen for - "Drivers, start your engines" and get racing.



Alternative layouts



40

50

60



The popularity of the British Touring Car Championships has no doubt helped with the drama and excitement of the races being captured so clearly by the TV cameras on board the cars. This drama and excitement can now be transferred to the Scalextric circuit with the introduction of two of the main adversaries from the Championship, the Ford Sport Mondeo and the BMW 318i. As with the majority of Scalextric cars, these models are superbly detailed and exquisitely decorated to boast head and tail lights as well as Magnatraxion® together with the E Fit guide blade assembly.

Other cars on these pages also incorporate head and tail lights, so even have brakelights. Magnatraxion is now common on the majority of Scalextric cars, together with the E Fit guide blade assembly, unique to Scalextric.

The variety of cars is so extensive that you can be sure, whatever the type of race you chose, Scalextric will more than probably have the car for you.



C.321 FORD FIESTA XR2i
Length 4 1/2" 114 mm



C.203 FORD ESCORT COSWORTH
Length 5" 127 mm



C.316 FORD FIESTA XR2i VALVOLINE
Length 4 1/2" 114 mm



C.204 FORD ESCORT COSWORTH PANASONIC
Length 5" 127 mm





C.427 PORSCHE 911 RED
Length 5⁵/₁₆" 135 mm



C.428 PORSCHE 911 BLACK
Length 5⁵/₁₆" 135 mm



C.379 RALLY CAPRI SPECIAL
Length 5³/₈" 137 mm



C.460 STP FORD ESCORT XR3I
Length 5" 127mm



C.391 FERRARI GTO
Length 5³/₁₆" 132 mm



C.423 FORD RS COSWORTH FINA
Length 5¹/₂" 139 mm





C.124 HAVOLINE PORSCHE 911
Length 5⁹/₁₆" 135 mm



C.459 SHELL DATSUN 260Z
Length 5¹/₈" 130 mm



C.150 MINI COOPER
Length 3⁷/₈" 100 mm



C.424 FORD COSWORTH MONDEO
Length 5¹/₂" 139 mm. Available mid 1994.

NEW



C.175 FORD RS COSWORTH CORTEZ
Length 5¹/₂" 139 mm



C.123 FORD RS COSWORTH JANSPEED
Length 5¹/₂" 139 mm



C.280 FORD RS COSWORTH DUCKHAMS
Length 5¹/₂" 139 mm





C.462 BMW 318i WESTMINSTER
Length 5 1/2" 139 mm. Available mid 1994.

NEW



C.449 PORSCHE 959
Length 5 1/4" 133 mm



C.406 BMW M3 MOBIL
Length 5 1/4" 133 mm



C.409 BMW M3 DEMON TWEAKS
Length 5 1/4" 133 mm



C.464 BMW M3
Length 5 1/4" 133 mm



C.455 FORD RS COSWORTH TEXACO
Length 5 1/2" 139 mm



C.456 FORD RS COSWORTH FIRESTONE
Length 5 1/2" 139 mm



RALLY CROSS



There are few people who cannot fail to be impressed and excited by the mud splattering, engine straining, wheel spinning races of Rally Cross. From the moment that the flag is dropped the cars scream off in unison, each one hoping to obtain the advantage of being the leader. This year has seen Barry Squibb's Escort Cosworth up among the winners with his car proudly showing the Scalextric colours and logo. It is therefore, no surprise that one of the new models for 1994 is a model of Barry's Cosworth.

The versatile Ford XR2i can also be seen in the Uniroyal livery and the deceptively chunky Metro 6R4 makes a welcome return to the Scalextric Rally Cross stable, as too does the authentically liveried Motaworld Mini. Each one is a champion in its own right and in suitable hands can be a race winner.



C.471 FORD ESCORT COSWORTH 'BARRY SQUIBB'
Length 5" 127 mm. Available early 1994.

NEW



C.470 UNIROYAL FORD XR2i
Length 4 1/2" 114 mm. Available early 1994.

NEW



C.392 MINI METRO 6R4 BP
Length 4 7/16" 113 mm. Available early 1994.

N



C.393 MINI COOPER MOTAWORLD
Length 3 7/8" 100 mm. Available early 1994.

NEW



C.480 MINI METRO 6R4 ESSO
Length 4 7/16" 113 mm. Available early 1994.

N



C.137 FORD RS COSWORTH POLICE CAR
Length 5 1/2" 139 mm. Available mid 1994.

NEW



On this page the Knights of the Road meet up with the Guardians of the Motorways. The Ford Cosworth Police car, with flashing blue light and distinctive siren, is more than a match for the two Grand Prix lorries...but is it? The two new Racing Trucks have undergone some considerable modifications since they were last out on the 'roads'. Magnatraction® and an improved direct drive have increased their performance, virtually beyond recognition.

As with the real thing, when racing lorries, care must be taken to avoid low bridges as well as the C.187 banked curves.



C.488 SILKOLENE RACING TRUCK
Length 4 3/4" 122 mm. Available mid 1994.

NEW



C.491 BARDHAL RACING TRUCK
Length 4 3/4" 122 mm. Available mid 1994.

NEW




C.238 'RACING RED' MOTORBIKE AND SIDECAR
Length 3 3/8" 86 mm



C.239 'YELLOW FLASH' MOTORBIKE AND SIDECAR
Length 3 3/8" 86 mm





Sports Endurance racing provides the great names in car manufacturing the chance to show off the durability of their craftsmanship. Porsche, Jaguar and Ferrari are no strangers to this type of racing as they continually prove by racing their great 7 litre or 3.5 litre turbo powered monsters around the racing circuits of the world.

Several different classes of endurance racing are well represented in this powerful Scalextric selection.



C.189 SAUBER MERCEDES C9/88
Length 5³/₄" 146 mm



C.256 REPSOL PORSCHE 962C
Length 5³/₄" 146 mm



C.272 FROM A PORSCHE 962
Length 5³/₄" 146 mm



C.436 AUTOGLASS PORSCHE 962
Length 5³/₄" 146 mm



C.483 JAGUAR XJ220C ENDURANCE
Length 5¹⁵/₁₆" 150 mm. Available mid 1994.





C.445 AEG SAUBER MERCEDES
Length 5³/₄" 146 mm. Available mid 1994.



NEW



C.382 'CASTROL' JAGUAR XJR9
Length 5⁵/₈" 143 mm



C.443 JAGUAR XJR9
Length 5⁵/₈" 143 mm



C.450 FERRARI F40 END
Length 5³/₄" 137 mm. Available mid 1994.



NEW



C.444 PORSCHE 962C
Length 5³/₄" 146 mm



C.125 FINA PORSCHE 962C
Length 5³/₄" 146 mm



C.451 LAMBORGHINI DIABLO
Length 5¹/₂" 139 mm. Available early 1994.



NEW



C.402 OMRON PORSCHE 962
Length 5³/₄" 146 mm. Available early 1994.



NEW

SINGLE SEAT RACERS

Many of the top racing drivers first entered into the world of motor racing by driving low powered single seaters. This helped them to learn their craft and hopefully enabled them to move onto greater things in their career.

The varied assortment of Scalextric single seaters are there for very much the same reason. There are several types of single seaters but each car is sturdily built and easily maintained should the over enthusiastic driver cause their machine to have a mishap. For the drivers who are moving up the ranks and wish to develop their driving skills, there are cars such as the Omega Security and Delara to get to grips with. And for those who have the confidence the Texaco and Pennzoil 500's will fit the bill should the experience of driving an 'American' racing machine be wanted.



C.485 DELARA F1
Length 5³/₄" 146 mm. Available early 1994.



NE



C.430 TEAM OMEGA SECURICOR
Length 5¹/₂" 140 mm. Available mid 1994.



NEW



C.311 TEXACO 500
Length 5³/₄" 146 mm. Available early 1994.



NE



C.453 TEAM DODGER
Length 5 1/8" 131 mm. Available early 1994.

NEW



C.447 PENNZOIL 500
Length 5 3/4" 146 mm. Available early 1994.

NEW



C.442 TEAM PIRELLI
Length 5 1/8" 131 mm. Available early 1994.

NEW



C.350 GOLDSTAR F1
Length 5 1/8" 131 mm



C.228 QUDOS
Length 5 1/8" 131 mm



C.351 EXCHANGE SERVICES F1
Length 5 1/8" 131 mm



C.229 KOTZTING SYSTEMS
Length 4 13/16" 123 mm



C.352 WATTS RACING F1
Length 5 1/8" 131 mm



The start of the 1994 Formula One Championship season sees the Williams Renault Team with a new driver, Damon Hill. Will he and Nigel Mansell be able to maintain the Williams stranglehold or will other teams be snapping at their heels?

Not only do Williams start the season with a new driver but also new sponsorship. So new that it will not be known until just before the season starts what the two team cars will be like. That is why the new Scalextric Williams Renault FW15C is shown under wraps. What can be said is that the model will be highly detailed and decorated to a very high standard, keeping with the design quality developed by Scalextric over the years. Features such as the Magnatraxion® and the Fit guide blade assembly, are standard equipment.

These now familiar features are also used on the new Scalextric Ford Benetton B193.

All the cars on this page are designed to withstand the occasional accident on the race track. Their straightforward construction allows the minimum amount of time spent in the Pit's.



C.143 WILLIAMS RENAULT FW15C
Length 5 1/16" 130 mm. Available mid 1994.

NEW



Manufactured under license from Williams Grand Prix Engineering.



C.142 FORD BENETTON B193
Length 5 1/16" 130 mm. Available mid 1994.



Manufactured under license from Benetton Formula Ltd.



C.467 FORD TYRRELL 018
Length 5 1/2" 140 mm



C.319 FERRARI 643
Length 5 3/4" 146 mm



C.184 MINARDI F92/1
Length 5 3/4" 146 mm




SUPER CARS



The cream of high powered sports cars come together on these pages. The body design of each car provides more than a hint of what power is hidden away from prying eyes. But which one is the fastest? At the moment this honour is with the Jaguar XJ220 but this year sees the introduction of a metallic green Lamborghini Diablo with a racing spoiler. This addition could make all the difference when challenging for the crown. However, in the right hands either the flame red Ferrari F40 or its more soberly 'dressed' blue brother might just surprise everyone.

Each car is evenly matched as they are all fitted with head, tail and brakelights as well as the Easi-Fit guide blade assembly and Magnatraction®. Also a cursory look through either the Jaguar's or Ferrari's tinted windscreen will reward the viewer with the sight of some superb engine detail.

The challenge is, therefore, set. Which car will be the fastest? The answer is in the hands of the Scalextric driver. Will you be that driver?



C.310 FERRARI F40
Length 5³/₁₆" 137 mm



C.257 JAGUAR XJ220
Length 5¹⁵/₁₆" 150 mm



JAGUAR



C.127 LAMBORGHINI DIABLO YELLOW
Length 5 1/2" 139 mm



C.411 LAMBORGHINI DIABLO RED
Length 5 1/2" 139 mm



C.195 FERRARI F40 DARK BLUE
Length 5 3/8" 137 mm



C.452 LAMBORGHINI DIABLO SPOILER **NEW**
Length 5 1/2" 139 mm. Available mid 1994.




The enthralling and generally informative BBC television and video series, *The Power and the Glory*, traced the history of motor racing from its early days right through to the high tech racing cars of today. By the clever use of existing archive film, mixed in with new film footage of the 'old-soldiers', a wonderful picture emerged of the trials and tribulations the pioneers in the auto-world went through to achieve what is now common place on the roads of this and other countries.

Scalextric is, therefore, honoured to be associated with such a prestigious programme because of its own long standing relationship with the motoring world. The models illustrated on this page are representative of those cars manufactured over the decades and trace the development of Scalextric over the years. All the cars are now fitted with the latest Scalextric motor and some even have Magnatraction®.

The Power and the Glory series - Vintage racing at its best.



C.099 MINI COOPER
Length 3 7/8" 100 mm



C.097 VANWALL
Length 5 3/4" 145 mm

C.094 FERRARI 312B
Length 5 1/4" 135 mm



C.093 FORD TYRRELL 007
Length 5 1/2" 140 mm



The Power and the Glory © BBC 1991. Licensed by BBC Enterprises Ltd.
The Power and the Glory logo is a Trade Mark of the British Broadcasting Corporation. Licensed by BBC Enterprises Ltd.



C.305 BENTLEY
Length 6 1/4" 160 mm



C.306 ALFA ROMEO
Length 6" 155 mm



C.098 BRM
Length 5 1/8" 130 mm



C.096 FERRARI P4
Length 5 1/4" 135 mm



Not suitable for use with C.187 banked curves




C.095 FORD 3L
Length 5 3/4" 145 mm



Not suitable for use with C.187 banked curves





The history of the motor car is one of change and development. However, over the years several cars have come to the fore and forged a niche in this ever changing World. The three models on these pages each celebrate a particular anniversary this year and in a commemoration 3,000 of each car will be manufactured as a New Limited Edition in the colours and decorations shown. They will be made available in a presentation pack together with a numbered certificate.

The Porsche Carrera 911 RSR, celebrating its 25th Birthday this year has undergone some body modifications while the Datsun 260Z, which first came onto the British roads 20 years ago, now have head and tail lights fitted, as well as Magnatraxion®.


Thirty years ago the ubiquitous Mini came to the headlines as the winner of the 1961 Monte Carlo Rally. Scalextric cannot on this occasion pass without the inclusion of this most famous British car in the New Limited Edition Collector series.



C.330 PORSCHE CARRERA 911 RSR
Length 5 9/16" 135 mm. Available mid 1994.

NEW

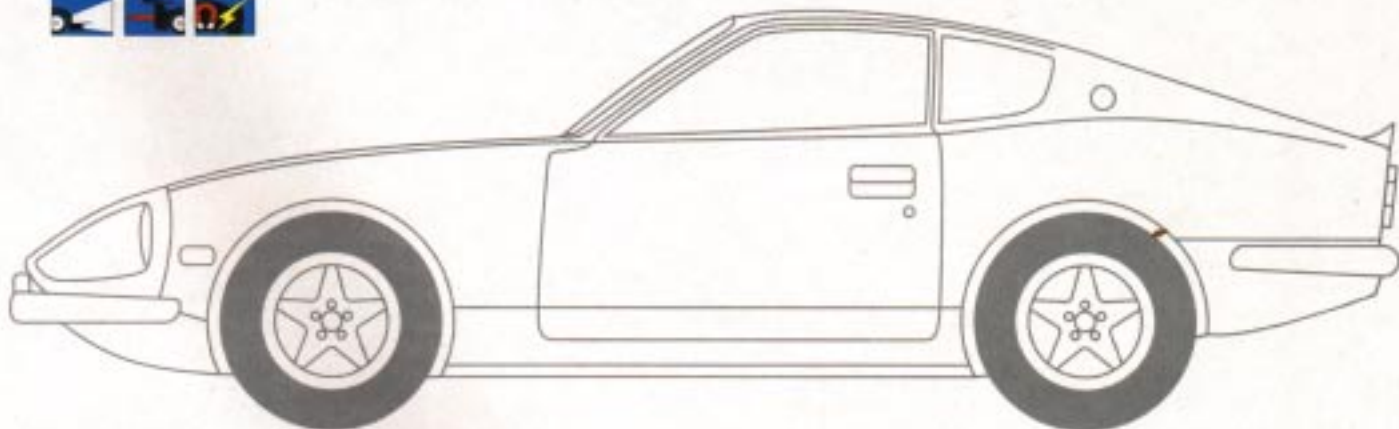




C.481 MINI COOPER MONTE CARLO **NEW**
Length 3⁷/₈" 100 mm. Available mid 1994.



C.482 DATSUN 260Z **NEW**
Length 5¹/₈" 130 mm. Available mid 1994.



40

50

60



Cars and track do not a racing circuit make. Teams need somewhere to service and tweak their cars. Track officials need a place to have their offices and, of course, spectators would appreciate somewhere to sit.

Scalextric can answer all these needs with its comprehensive range of trackside buildings and accessories. Each item strategically placed adds atmosphere and the real feel of a motor racing environment.

The majority of the buildings are of a clip together type without the need for glue or special tools. However, for those who like to build kits the Dunlop Viewing Gantry is a marvellous construction and is capable of straddling a four lane circuit. Glue and the appropriate tools are not included.



The Start Light Gantry and especially the Electronic Circuit Recorder are very much a major part of any Scalextric race track. The Start Gantry helps to provide an equal start, while the Circuit Recorder counts the laps. Its large red display showing quite clearly the number of laps, up to 99, that have been raced on each lane.



C.209 START LIGHT GANTRY

Width 12 1/2" 32 cms

Suitable for two lane racing only, this item connects to a 12V DC power pack or Power Base. Press the button on the top and the red light shows with yellow lights tracking towards the middle. When they reach the centre the red light changes to green, then you're off! Track borders and crash barriers included.



C.662 SPECTATORS
Set of unpainted figures suitable for use with C.236 Spectator Stand Kit.



C.706 ACCESSORY PACK
Contains racing figures (unpainted), bales, drums and cones.



C.702 CONTROL TOWER

Height to clocktower 8" 20.4 cms

Supplied in two parts, the building also includes steps and 'loud speakers' for simple plug in assembly.



C.303 SCALEXTRIC SUPERSOUND

Adds sound to Scalextric racing. Hold the 'Rev' button down and the unit emits an engine revving sound. Release the button and the sound changes to a constant racing engine. When the 'Gear' button is pressed the note of the engine alters as if another gear is being selected. Supersound Unit requires 2 x Ever Ready LR6 batteries - (not included).



C.234 CONTROL TOWER AND CROSSWALK KIT

Length 24" 65.5 cms

Height 20" 50.8 cms

The crosswalk will span two or four track lanes. Plastic parts pre-coloured. Some painting may be required. Polystyrene cement, paints and figures not included.



C.705 GRANDSTAND
 Length 9³/₄" 24.9 cms
 Includes spectators (unpainted), flagpoles,
 loud speakers and self-adhesive labels.
 Push fit assembly.



C.700 DUNLOP BRIDGE
 Length 15¹/₂" 39.4 cms
 Replica of the bridge over the Donington circuit
 in Leicestershire. No assembly required.

C.221 ACCESSORY SET
 Contains Dunlop Bridge, grandstand, rough
 terrain track, skid chicane, crash barriers, oil
 drums, bales and cones.



40

50

60

SPECIALIST TRACK

The extensive range of Scalextric track will allow for a vast number of different layouts to be constructed. However, the addition of one or more specialist tracks to any layout can certainly enhance the fun. The simple inclusion of a chicane or a pair of cross-over tracks in any part of the layout will guarantee a tremendous amount of excitement. Or for night time racing why not include the Scalextric Hazard track? Each Hazard track is fitted with a series of LED's which, when connected to a 12 volt DC power source, continually flash, literally highlighting the problem ahead. If more lighted accessories are added an additional power pack may be required.



C.208 HAZARD LONG CHICANE Total length 41 1/4" 105 cms
3 track section set. Hazard lights on 'entry' section wired to a 12V DC power pack or Power Base flash continuously. Cones, bales, crash barriers and flag poles included. Not suitable for four lane circuits.



C.222 HAZARD SHORT CHICANE Total length 27 1/2" 70 cms
2 track section set. Connects to a 12V DC power source. Flashing lights in both sections. Bales and cones included.



C.207 HAZARD SKID CHICANE
Length 13 3/4" 35 cms
Connects direct to a 12V DC power source. Hazard lights flash continuously.



C.223 HAZARD CHICANE STRAIGHT
Length 13 3/4" 35 cms
With flashing lights, cones and bales. Fits between the narrow ends of C.222 or C.174 to extend chicane. Connects direct to a 12V DC power source.



C.521 SMOKE OIL
Supply of extra oil for use with the C.170 Rev Start.

NEW

C.367 REV START Length 6 7/8" 17.5 cms
Vehicles 'yev-up' on the grid, their spinning rear wheels held off the track by supports. As the start button is pulled back the supports lower into the track bed and both vehicles get away to an equal start. Two Magnatractor® plates are included for use with the latest Scalextric non-underpenned cars. Harmless smoke oil and filler are also included. Available mid 1994.



C.277 LAP COUNTER
Length 6 7/8" 17.5 cms
Records up to 50 laps in each lane. Lift central spigots to reset dials.

SCALEXTRIC LAPCOUNTER



C.182 CHANGEOVER TRACKS Two pieces each $13\frac{3}{4}$ " 35 cms long
Both pieces of track must be used when building a circuit.



C.174 SHORT CHICANE Two pieces each $13\frac{3}{4}$ " 35 cms long
Straight or curved chicanes may be inserted between the narrow ends.




C.164 ROUGH TERRAIN TRACK
Length $13\frac{3}{4}$ " 35 cms
The detachable humps swivel to vary the roughness of the surface.



C.178 SKID CHICANE
Length $13\frac{3}{4}$ " 35 cms
The smooth surface can cause the unwary driver to come to grief unless it is crossed with caution.



C.176 STRAIGHT CHICANE
Length $13\frac{3}{4}$ " 35 cms
Fits between the two sections of the short chicane.



C.248 HUMPS BRIDGE Length $13\frac{3}{4}$ " 35 cms
Caution Hump Back Bridge!

C.179 CURVED CHICANE 45°
Fits between the two sections of the short chicane.



STANDARD TRACK

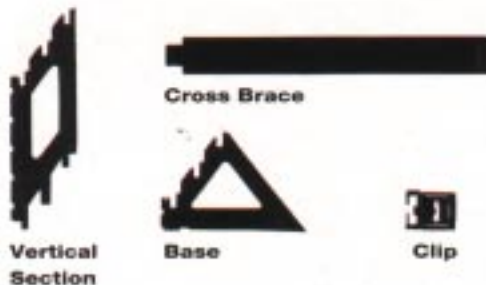
MULTI-LEVEL CIRCUIT

The multi-level track support is simple to install but care and a little patience must be used to ensure correct spacing, support and banking is achieved.

The system is made up of four separate units which connect together in whatever configuration is necessary to construct a sturdy racing track up to four levels high. No glue, screws or any other fixings are required.

The four parts are a base unit, a vertical section, a sliding support and a cross brace. Vertical sections fit onto a base unit and have five different notches into which the sliding support will lock.

The main advantage of this system is that a large circuit can be constructed in a relatively small space where the height of the room is used in place of a large expanse of floor.



Vertical Section

Cross Brace

Base

Clip

C.266 SET OF TRACK SUPPORT PIERS

Contains 8 base units, 8 vertical sections, 16 sliding supports and 4 cross braces. Parts will build a bridge for one track over another, crossways or lengthways. They also provide a basis for use with the C.133 Extension Set.

C.133 TRACK SUPPORT EXTENSION SET

Contains 24 vertical sections, 32 sliding supports and 12 cross braces. For use in conjunction with C.266 to build higher level supports. Track supports are not suitable for use with C.187 banked curves.



C.710 TRACK AND BRIDGE SUPPORT PACK

The six-sided sections slip under the outer edge grooves of curved tracks to lift them and create a banking effect. Each pair of opposite faces gives a different height. Bridge supports have alternative height brackets.



C.274 CRASH BARRIERS

Pack of 12
Pack includes flagpoles, self-adhesive flags and advertisements. Barriers clip to the edges of track sections.

C.187 BANKED CURVE



C.153 OUTER CURVE 22 1/2"



NEW

C.907 22 1/2" OUTER CURVE BORDERS

Pack of 4 pieces to be used on the outside of C.153 Outer Curves. Available early 1994.


C.154 HALF STANDARD CURVE 22 1/2"



**C.156 DOUBLE
INNER CURVE 90°**



C.160 STRAIGHT
Length 13³/₄" 35 cms



C.159 HALF STRAIGHT
Length 6⁷/₁₆" 17.5 cms

NEW

C.905 DOUBLE INNER CURVE BORDERS

To be used with the C.152 Inner Curve 45°.
Pack contains 4 pieces.
Available early 1994.



**C.152 INNER
CURVE 45°**



C.158 QUARTER STRAIGHT
Length 3⁷/₁₆" 8.7 cms

NEW

**C.906 DOUBLE INNER CURVE
OUTER BORDERS**

Pack of 4 pieces to be used on the outside of
C.152 Inner Curves. Available early 1994.



C.157 SHORT STRAIGHT
Length 3¹/₁₆" 7.8 cms

**C.198 INNER CURVE
BORDERS**

Pack of 8 sections which fit inside
standard curves to broaden the roadway.




C.186 STRAIGHT BORDERS
Length 13³/₄" 35 cms

C.151 STANDARD CURVE 45°

**C.185 OUTER CURVE
BORDERS**

Pack of 8 sections which fit
outside standard curves.



C.168 STARTING STRAIGHT
Length 13³/₄" 35 cms



EXTENDING A CIRCUIT

For many the gift of a Scalextric set is a dream come true. When received the contents of the box are quickly assembled so that racing starts with the minimum of delay. However, it is not long before the eager Scalex driver starts to think of extending the circuit. The comprehensive assortment of Scalextric track pieces enables the would-be racing driver to extend the set circuit to whatever size is required. The Scalextric Track Plans book can prove to be of great assistance in this process, not only offering circuit suggestions but also useful hints and tips for track and car maintenance.




FIGURE 8 CIRCUIT
Size 7'6" x 2'5" 228 x 74 cms



POLE POSITION CIRCUIT
Size 7'5" x 4'9" 227 x 145 cms



FIGURE 8 CIRCUIT
Suggested Extension 1
Requires 4 x C.160
Size 9'9" x 4'5" 297 x 134 cms



POLE POSITION CIRCUIT
Suggested Extension 1
Requires 3 x C.151, 5 x C.160, 1 x C.187, 1 x C.710
Size 13'6" x 5'2" 415 x 160 cms



FIGURE 8 CIRCUIT
Suggested Extension 2
Requires 9 x C.160, 6 x C.151, 1 x C.159
Size 8' x 8' 244 x 244 cms



POLE POSITION CIRCUIT
Suggested Extension 2
Requires 3 x C.160, 8 x C.151, 2 x C.159
Size 9'6" x 5'11" 290 x 180 cms



C.501 TRACK CIRCUIT BOOKLET - 3rd Edition.

Contains plans for 36 circuits. These are 22 two lane, 8 four lane and 6 of the International Grand Prix tracks - Silverstone, Barcelona (4 lane), Adelaide, Magny-Cours (France), Kyalami (S. Africa) and Brands Hatch (4 lane).

Also includes information about circuit building, multi-level circuits and pick-ups and guide blades for cars.

Full colour, 28 pages 11 1/4" x 8 1/2" x 30 x 21 cms.



Scalextric Boxed Sets are supplied with a good basic layout but it is only natural that in time the urge to build bigger and more impressive layouts will become a reality.

The five layouts shown are a suggestion of what can be built but even these can be used as a basis for even larger circuits.

The decision is with the builder as to whether a circuit should be easy to race or made more difficult with the inclusion of additional hazards. Should bends have more camber or less? These issues can be resolved as the 'Driver' becomes more used to the circuit. What is certain is that the builder, because of 'local knowledge', will have that extra edge over any challenger.


CIRCUIT A 2 LANE

AREA REQUIRED 9'6" x 5'0"
2.90M x 1.52M Approx.

LANE LENGTH 38'1"
11.63M Approx.

Requires:

- 10 x C.151 Standard Curve
- 6 x C.156 Double Inner Curve
- 2 x C.158 Quarter Straight
- 3 x C.159 Half Straight
- 16 x C.160 Straight D
- 1 x C.168 Starting Straight
- 1 x C.174 Short Chicanes
- 1 pair C.182 Changeover Tracks
- 1 x C.248 Hump Bridge

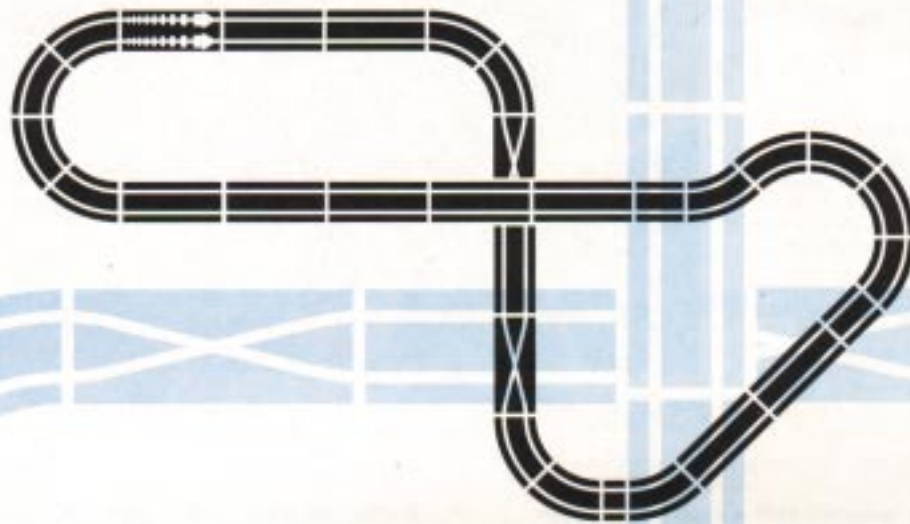


CIRCUIT B 2 LANE

AREA REQUIRED 10'5" x 6'3 1/2"
3.18M x 1.91M Approx.

LANE LENGTH 27'0"
8.22M Approx.

Requires:
14 x C.151 Standard Curve
1 x C.158 Quarter Straight
2 x C.159 Half Straight
10 x C.160 Straight D
1 x C.168 Starting Straight
1 pair C.182 Changeover Tracks




CIRCUIT C 2 LANE

AREA REQUIRED 11'11" x 6'0"
3.63M x 1.83M Approx.

LANE LENGTH 28'0"
8.53M Approx.

Requires:
14 x C.151 Standard Curve
2 x C.158 Quarter Straight
2 x C.159 Half Straight
10 x C.160 Straight D
1 x C.168 Starting Straight
1 pair C.182 Changeover Track



CIRCUIT D 2 LANE

AREA REQUIRED 14'7" x 5'7"
4.45M x 1.70M Approx.

LANE LENGTH 39'4"
11.99M Approx.

Requires:
20 x C.151 Standard Curve
1 x C.157 Short Straight
16 x C.160 Straight D
1 x C.166 Starting Straight
1 x C.174 Short Chicane
1 x C.176 Straight Chicane
1 x C.248 Hump Bridge




CIRCUIT E 4 LANE

AREA REQUIRED 16'8" x 5'0"
5.08M x 1.52M Approx.

LANE LENGTH 40'0"
12.2M Approx.

Requires:
16 x C.151 Standard Curve
32 x C.153 Outer Curve 22'1/2"
2 x C.158 Quarter Straight
12 x C.159 Half Straight
32 x C.160 Straight D
2 x C.168 Starting Straight
2 x C.248 Hump Bridge



40

50

60



C.279 RACE TUNED ACCESSORY PACK
 Containing a selection of bearings, hubs, tyres, axles, guide blades and spare electric motor.



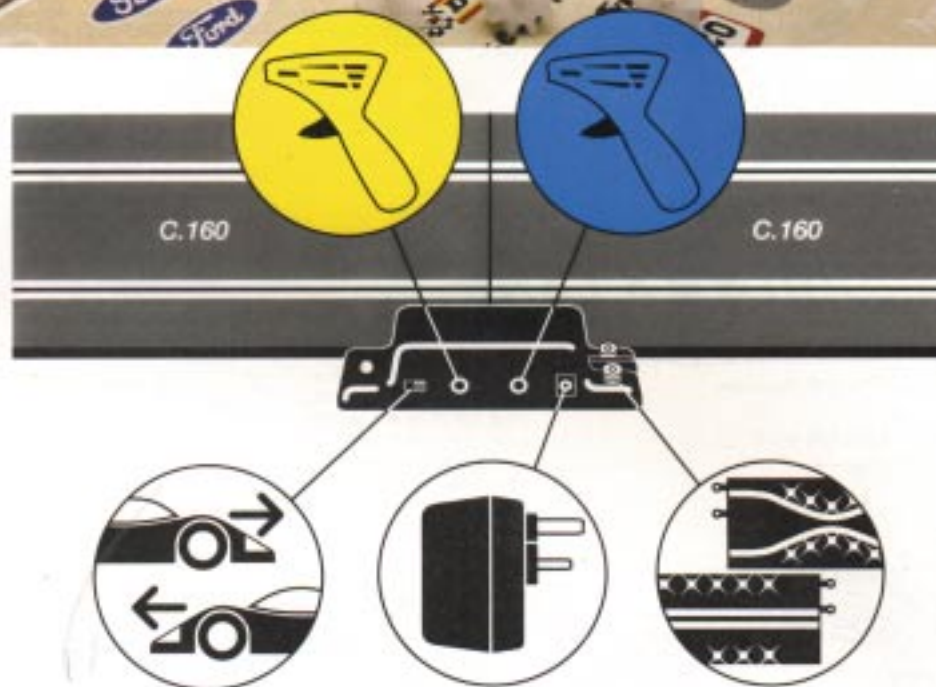
C.918 POWER PACK

Has the power to operate two Scalextric vehicles and an electric or electronic accessory. Conforms to European Standard EN60 742. For indoor use only from 220-240 volts AC mains.



C.912 WALL MOUNTED TRANSFORMER

For use with the Power Base only.



C.177 POWER BASE SYSTEM

The Scalextric Power Base System is the easy way get powered up and racing.

It is as simple as A, B, C.

A ... Push the Power Base onto the track at the point where two C.160 straights join.

B ... Plug the wall mounted transformer into the main and connect the low voltage lead to the Power Base.

C ... Plug the hand controllers into the Power Base and start racing.

A separate 12 volt DC output allows for the connection of up to two powered accessories, depending on the amperage required. Should more power be needed extra accessories it is recommended that a C.918 Transformer be used, independent of the Power Base.

A polarity switch is also incorporated so that a circuit can be raced in both directions with the minimum fuss. This switch is particularly useful when a four-lap circuit is constructed and two Power Bases are used.

C.211 PUBLIC ADDRESS SYSTEM

Contains battery operated microphone with volume control and loudspeaker to position inside Control Tower (C.702). Requires Ever Ready or equivalent 9 volt battery.



C.297 HAND THROTTLE (RED)



C.298 HAND THROTTLE (BLACK)



C.252 POWER BOOST CONNECTORS

Consists of 2 x 3 metre length double connectors. For use on large circuits to counteract any voltage drop between the power input track and the opposite end. Ensure both ends of connectors are plugged into the same lane.



C.180 HAND THROTTLE (YELLOW)
For use with the Power Base system only.



C.183 HAND THROTTLE (BLUE)
For use with the Power Base system only.

MEGASOUND HAND THROTTLE

The dramatic sound of motor racing is literally at your finger tips with the dynamic Scalextric MegaSound hand throttle.

Independently powered by two Ever Ready LRS batteries the MegaSound hand throttles create the right atmosphere for some really serious racing.

With the Power Base in position and the hand throttles located everything is ready for action. By pressing the start button the sound of an engine can be heard bursting into life. As long as the button is depressed this sound will continue. Remove the thumb from the button and the engine sound turns to revving. You are now ready to race. Squeeze the trigger and as your car races away the sound once more changes but this time to an engine giving its all with the note altering occasionally as if different gears are being selected. By removing the pressure totally off the hand throttle trigger the sound returns to constant revving once more.

Suitable for use only with the Scalextric Power Base System.

MegaSound hand throttles each require 2 x Ever Ready LRS batteries or equivalent (not supplied). The batteries are required to provide the sound. They are not needed to operate the cars.



C.981 MEGASOUND
HAND THROTTLE (RED)
For use with the Power Base system only.



C.982 MEGASOUND
HAND THROTTLE (YELLOW)
For use with the Power Base system only.



C.910 PICK-UP BRAIDS

Pack of 6 replacement braids for fitting to vehicle with black guide blades.



C.968 EASY FIT GUIDE BLADES PACK

For really fast pick-up braid replacement. Contains 4 W.1429 dark grey guide blades with ready fitted metal braids.

Horse Racing

ELECTRIC SLOT RACING



The Scalextric racer is under Starters Orders with this selection of true thoroughbreds from the horse racing world.

Parading in the paddock, with the other horses, can be seen Scalextric's interpretation of the high stepping Sulkyes.

The delicacy and speed of these 'trotters', as they pull the lightweight Sulkyes around the track, is hopefully captured in

the excitement generated as the drivers gain confidence, gradually picking up speed as they become more familiar with this form of Scalextric racing.

Both the racehorses and Sulkyes are suitable for and fully compatible with the majority of Scalextric track and accessories.



C.128 DAPPLE GREY HORSE
'FAIRWEATHER LADY' Length 4 1/4" 10.8 cms



C.129 CHESTNUT HORSE
'TIM'S FOLLY' Length 4 1/4" 10.8 cms



C.419 'TERRY'S CHALLENGE'. SULKY NO. 3
Length 5 1/8" 13 cms



C.420 'JULIE'S CHOICE'. SULKY NO. 4
Length 5 1/8" 13 cms



Ascot

SET

Although the motorised chassis are fitted with Magnatraction® it is important that the excitement of the race does not influence the jockeys too much. The bends on this course are to be approached with care as must the hillocks which are strategically placed at the exits of the bends. The crossover pieces not only provide an equal distance race but can add some spectacular near misses.




COURSE LAYOUT

Space required 7'0" x 2'6" 213 x 76 cms.
Course running length 15'3" 464 cms.

C.945 ASCOT SET

Contents: Mains Power Pack included.



40

50

60



TRACKSIDE

C.209 FEUX DE DEPART

Largeur: 32 cm
Ils se adaptent que sur les circuits 2 voies et se branchent directement sur le transformateur. Appuyer sur le bouton placé au-dessus de chaque feu, la lumière rouge s'allume, ainsi que des lumières jaunes qui convergent vers le centre, où la lumière rouge passe au vert le départ est donné! Les barrières du bord de piste, les glissières de sécurité sont fournis.

C.862 LES SPECTATEURS

Un lot de 6 figurines (non-peintes), également adaptées à la référence C.236 'La Tribune Spectateurs'.

C.706 LOT D'ACCESSOIRES

Il contient des personnages (non-peints) de l'univers de la course automobile, des boîtes de péages, des bidons et des cônes.

C.703 LE STAND D'ARRÊT

Longeur: 15,3 cm
Il comprend 6 figurines (non-peintes) en mouvement, les outils et l'équipement, ainsi que des autocollants.

C.709 LES PERSONNAGES SUR LE CIRCUIT

Un lot de 6 figurines peintes.

C.273 COMPTE-TOUR ELECTRONIQUE

Longeur totale: 10,5 cm
Il se connecte directement sur le transformateur. La section centrale du rail est sensible au passage des véhicules dans les 2 voies et enregistre chaque tour effectué sur un écran à affichage digital. (2 rails droits, 2 stands de réparation, des glissières de sécurité et des drapeaux sont fournis avec le compte-tour électronique).

C.303 AMPLIFICATEUR DE SON SCALEXTRIC

Il ajoute des bruits au circuit Scalextric. Maintenez le bouton 'Rev' et l'amplificateur émet le bruit d'un moteur en pleine course; si vous relâchez le bouton, vous entendrez le bruit régulier d'un moteur au repos. Lorsque vous appuyez sur le bouton 'Gear' (vitesse), le bruit du moteur change comme si une vitesse supérieure avait été enclenchée. L'Amplificateur de Son requiert 2 piles LR6 (non-fournies).

C.702 TOUR DE CONTROLE

Hauteur (sans horloge): 20,4 cm
Elle est formée en 2 parties, et comprend également les escaliers, les hauts-parleurs pour un montage par encliquetage simple.

C.234 TOUR DE CONTROLE ET PASSAGE PIETONS

Longeur: 65,5 cm Hauteur: 50,8 cm
Ce passage piétons peut être adapté sur un circuit 2 voies ou 4 voies. Les parties plastiques sont pré-colorées, mais il peut être nécessaires d'en peindre d'autres. (La colle polystyrène, la peinture et les figurines sont vendues séparément).

C.705 KIT TRIBUNE

Longeur: 24,9 cm
Les spectateurs (non-peints), les drapeaux, les hauts-parleurs et les autocollants sont fournis.

C.700 LE PONT DUNLOP

Longeur: 39,4 cm
Il s'agit de la réplique du pont de circuit de Donington dans le Leicestershire - aucun assemblage n'est requis.

C.221 LA BOITE ACCESSOIRES

Elle comprend le pont Dunlop, la Tribune, des rails «Illustration de soi-même», la chicane de dérapage, les glissières de sécurité, les tonneaux, les boîtes de péage et les cônes.

C.209 START-SIGNALBRÜCKE

Breite 32 cm
Für 2 Rennspuren geeignet und ist direkt an den Transformator anzuschließen. Auf Knopfdruck leuchtet das rote Startlicht und wechselt gelb blinkend auf die Grünphase. Leitschienen inkludiert.

C.862 ZUSCHAUER

Umbemale Zuschauerfiguren, die zu Art. Nr. C.236 Zuschauertribüne passen.

C.706 ZUBEHÖRPACKUNG

Beinhaltet umbemale Rennfiguren mit Begrenzungsbällen, -trommeln und -kegeln.

C.703 SERVICEBOX

Länge 15,3 cm
Beinhaltet 6 bemalte Serviceleute, Werkzeuge, Ausrüstung und selbst-klebende Etiketten. Zusammensteckbar.

C.709 RENNFIGUREN

Garnitur von 6 fertig bemalten Figuren.

C.273 ELEKTRONISCHER RUNDENZÄHLER

Länge 10,5 cm
Ist direkt an den Transformator anzuschließen. Sensor zählt die Runden auf beiden Spuren und zeigt mittels Digitalanzeige-ahr die jeweils gefahrene Rundenanzahl an. Beinhaltet 2 gerade Schienen, 2 Serviceboxen, sowie Leitschienen und Fahnen.

C.303 SUPERSOUND

Renngeräusch für Scalextric-Rennen. 'Rev'-Knopf drücken und Motorgeräusch heult auf. Knopf loslassen und Sound wechselt in konstantes Rennmotorengeräusch. Bei Drücken des 'Gear'-Knopfes ertönt ein Gangschaltgeräusch. Supersound benötigt 2 Alkaline Mignon LR6 Batterien (nicht inkludiert).

C.702 KONTROLLTURM

Höhe 20,4 cm
Geliefert in 2 Teilen. Gebäude sowie Stufen und Lautsprecher. Einfach zum Zusammenstecken.

C.234 KONTROLLTURM MIT ÜBERGANG

Länge 65,5 cm Höhe 50,8 cm
Die Länge des Übergangs ist für 2 oder 4 Spuren geeignet. Plastikteile schon teilweise vormontiert. Kleber, Farbe und Figuren nicht inkludiert.

C.705 HAUPTTRIBÜNE

Länge 24,9 cm

C.700 DUNLOP BRÜCKE

Länge 39,4 cm
Nachbildung der Brücke von der Donington Rennstrecke Leicestershire. Komplettes Fertigeil.

C.221 GROSSES ZUBEHÖRSET

Beinhaltet Dunlop Brücke, grüne Zuschauerstand, Hindernisschienen, Schleuderschikane, Leitplanken, Öltrommeln, Begrenzungsbällen und -kegel.

C.209 SEMAFORO PARTENZA

RETTILINEO LUNGO 32 cm
Adatto solo per piste a due corsie, si collega direttamente al trasformatore. Premendo il pulsante in cima le luci rosse iniziano il conteggio alla rovescia accendendo in sequenza dopo qualche secondo si accende la luce verde. Comprende bordi per il rettilineo di partenza e guardrails.

C.862 SPETTATORI

Serie di personaggi non dipinti. Ideale per l'Art C.236, tribuna.

C.706 COMPLETO ACCESSORI

Contiene piloti e meccanici (non dipinti), balls di paglia, coni ed altri accessori.

C.703 BOX

Lungo 15,3 cm
Comprende 6 personaggi (non dipinti), attrezzi, equipaggiamento ed etichette autocollanti. Facile da montare.

C.709 PERSONAGGI

Serie di 6 piloti e meccanici già dipinti.

C.273 CONTAGIRI ELETTRONICO

Lunghezza Totale 10,5 cm
Si collega direttamente al trasformatore. Il rettilineo di partenza include due sensori che registrano elettronicamente il passaggio delle auto su due display digitali luminosi. Comprende due rettilineo, due box, personaggi, guardrails, decalcomanie e bandiere.

C.303 DISPOSITIVO SUPERSOUND

Aggiunge il suono alle corse Scalextric! Premendo il pulsante 'Rev' si sente il tipico rumore di avviamento. Rilasciandolo, il suono diventa il canto costante di un motore da corsa. Premendo il tasto 'Gear' si simula il cambio di marcia. Richiede due pile tipo 'dino' (non incluse).

C.702 TORRE DI CONTROLLO

Alto 20,4 cm
Si compone di due parti di facile montaggio. Comprende un pennone per la bandiera e due altoparlanti.

C.234 PONTE CON SOVRAPPASSO

Largo 65,5 cm Alto 50,8 cm
Il ponte si estende sopra due o quattro corsie. Costruito in plastica già colorata può essere ancora migliorato dipendendo qualche dettaglio. Colla e colori non sono inclusi.

C.705 TRIBUNA

Lungo 24,9 cm
Comprende spettatori (non dipinti), pennoni e bandiere, altoparlanti ed etichette autocollanti. Facile da montare.

C.700 PONTE DUNLOP

Lungo 39,4 cm
È la riproduzione del ponte del circuito di Donington - non richiede montaggio.

C.221 COMPLETO ACCESSORI

Contiene un ponte Dunlop, una tribuna, un rettilineo sconnesso, una chicane sintonodevole. Ed anche guardrails, barili, balls di paglia e coni.

C.209 STARTLJUSRAMP

Bredd 32 cm
Avsett för 2-spårig bana. Detta tillbehör är direkt till transformatorn. Tryck på knappen ovasidan och ljuset går från rött till gult till sist, när det når mitten av rampen, så över grönt. Då är det bara att gå järnet! Ban-bret och staket ingår.

C.862 ÅSKÅDARE

Omalade figurer avsett för Åskådar-låter C.336.

C.706 TILLBEHÖRSATS

Innehåller figurer (omålade), balar och koner

C.703 DEPÅBYGGNAD

Längd 15,3 cm.
Innehåller 6 omålade figurer, verktyg, självhäftande dekaler och dömrkraft. Monteras enkelt genom att delarna tryckes samman.

C.709 FIGURER

6 färdigomålade racerfigurer.

C.273 ELEKTRONISK VARVRÄKNARE

Total Längd 10,5 cm
Ansluts direkt till transformatorn. Bassektör mitten känner av passerande bilar i båda sp och noterar varje varv på den lysande display. Innehåller 2 rakor, 2 depåbyggnader, krasstaket och flaggor.

C.303 SCALEXTRIC SUPERLJUD

Ger körningen äkta motorljud. Håll 'Rev'-knappen tryckt och enheten ger ifrån sig ett spinn motorljud. Släpp knappen och enheten ger sig ett konstant motor-ljud. När 'Gear'-knapp tryckt hörs ljudet från en växlande motor. Superljud-enheten drivs med 2 st LR6-batterier (ingår ej).

C.702 KONTROLLTORN

Höjd (inkl klocktornet) 20,4 cm.
Byggnaden innehåller trappa och högtalare

C.234 KONTROLLTORN OCH GÅNGBROS

Längd 65,5 cm. Höjd 50,8 cm.
Gångbron räcker över 2- eller 4-spårig bana. Plastdelarna är förmålade. Viss målning kan för att förbättra. Polystyren-Plast, färg och ingår ej.

C.705 LÅKTARBYGGNAD

Längd 24,9 cm.
Innehåller åskådare (omålade), flaggor, höj och självhäftande dekaler. Monteras enkelt att delarna tryckes samman.

C.700 DUNLOP BRO

Längd 39,4 cm.
Kopia av bron på Donington-banan i Leicestershire, England. Levereras färdigmonterad.

C.221 TILLBEHÖRSATS

Innehåller Dunlop bro, Låktarbyggnad, Avsmalnande Färlhinder, Terrängbandet, Krasstaket, Öljelat, Balar och koner.

SPECIALIST TRACK

C.208 LA CHICANE LONGUE

Longeur totale: 105 cm sur 3 sections de rails
Les lumières du premier rail relié au transformateur clignotent continuellement. Les cônes, les boîtes de péage, les glissières de sécurité et les drapeaux sont inclus. La chicane longue ne peut être adaptée à un circuit 4 voies.

C.222 LA CHICANE COURTE

Longeur totale: 70 cm sur 2 sections de rail
Elle se branche directement sur le transformateur. Les lumières clignotent sur chaque section de rail. Les boîtes de péage et les cônes sont fournis.

C.208 GEFÄHRLICHE SCHIKANE LANG

Länge 105 cm
Mit 3 Schienenstellen. Gefährlicher blinken permanent bei Schikane. Anschluß an Transformator. Beinhaltet Kegeln, Grenzballen und Fahnenmasten.

C.222 GEFÄHRLICHE SCHIKANE KURZ

Länge 70 cm
Mit 2 Schienenstellen. Ist an den Transformator anzuschließen. Gefährlicher blinken permanent bei Schikane. Beinhaltet Grenzballen und Kegeln.

C.208 CHICANE LUMINOSA LUNGA

Lunghezza totale 105 cm
Lunga più di un metro, si compone di tre sezioni. La parte luminosa, con un effetto di luci che "corrono" in sequenza, è quella di ingresso, e si collega al trasformatore. Il completo comprende coni, balls di paglia, guardrails e bandiere. Non è adatto a piste a quattro corsie.

C.222 CHICANE LUMINOSA CORTA

In due sezioni, è lunga 70 cm
Entrambe le parti si collegano al trasformatore e sono luminose. Sono compresi coni e balls di paglia.

C.208 LÅNGT AVSMALNINGSHINDER

Längd 105 cm.
Set om 3 bandelar. Blinkande lampor marku knifred. Ansluts till transformatorn. Koner, krasstaket och flaggor ingår. Passar ej 4 bana.

C.222 KORT AVSMALNINGSHINDER

Längd 70 cm.
Set om 2 bandelar. Ansluts till transformator. Blinkande lampor på båda bandelarna. Balar koner ingår.



C.207 LA CHICANE DE CROISEMENT
Longueur totale: 35 cm
Elle se branche directement sur le transformateur: les lumières clignotent continuellement.

C.223 CHICANE DROITE
Longueur 35 cm
Avec lumière, cônes et balle de paille. Se place entre les rails C.222 et C.174 pour agrandir la chicane. Se branche directement sur le transformateur.

C.521 HUILE POUR FUMÉE
Huile en sus pour utilisation avec le tronçon départ C.170.

C.367 TRONÇON DEPART
Longueur 17,5 cm
Les moteurs s'emboîtent sur la grille de départ, les roues arrière sont surélevées sur des supports qui s'abaissent et s'intègrent aux rails dès que le départ est donné. Ainsi, les 2 véhicules prennent le départ en même temps. Un générateur de fumée placé sous le rail émet des 'gaz d'échappement' alors que les roues patinent. L'huile pour fumée - sans danger - et son système de remplissage sont joints. Peut être utilisé sur la plupart des circuits Scalextric.

C.277 COMPTE-TOUR
Longueur 17,5 cm
Peut enregistrer jusqu'à 50 tours sur chaque voie. Soulever le bouton central pour une remise du compteur à zéro.

C.182 RAIL DE CROISEMENT
2 pièces de 35 cm de long chacune
Les rails doivent être utilisés ensemble lors du montage du circuit.

C.174 CHICANE COURTE
2 pièces de 35 cm long chacune
Des chicanes droites ou courbes peuvent être insérées entre les extrémités étroites des rails.

C.164 TRONÇON ACCIDENTÉ
Longueur 35 cm
Les bosses sont pivotantes et détachables pour varier la structure accidentée de la surface de la piste.

C.178 RAIL DE DÉRAPAGE
Longueur 35 cm
La surface lisse de ce tronçon de route indique qu'il doit être pris avec prudence.

C.176 CHICANE DROITE
Longueur 35 cm
Se place entre les 2 chicanes courtes.

C.248 PONT EN DOS D'ÂNE
Longueur 35 cm
Attention! dos d'âne

C.179 CHICANE COURBE 45°
Se place entre les 2 sections de la chicane courte.

C.207 GEFÄHRLICHE SCHLEUDERSCHIKANE
Länge 35 cm
Anschluß direkt an den Transformator. Mit permanent blinkenden Gefahrenlichtern.

C.223 GEFÄHRLICHE SCHIKANE GERADE
Länge 35 cm

C.521 ÖL FÜR RAUCHEFFEKTE

C.367 STARTSCHENE MIT LAUFROLLEN
Länge 17,5 cm
Gleichzeitiger Start mit bereits drehenden Rädern möglich.

C.277 RUNDENZÄHLER
Länge 17,5 cm

C.182 ÜBERHOLSCHEINE
2 Stück Länge 35 cm

C.174 KÜRZE SCHIKANE
2 Stück Länge 35 cm

C.164 SCHIENE MIT UNEBENHEITEN
Länge 35 cm

C.178 SCHIKANE EINSPURIG
Länge 35 cm

C.176 STRABENENGE
Länge 35 cm

C.248 BRÜCKE MIT BUCKEL
Länge 35 cm

C.179 KURVENSCHIKANE 45°

C.207 CHICANE LUMINOSA SDRUCCIOLEVOLE
Lunga 35 cms
Si collega al trasformatore. Le luci 'corrono' in continuazione.

C.223 RETTILIMED CHICANE LUMINOSO
Lunga 35 cm
Con luci lampeggianti, coni e balle di paglia, serve per estendere la chicane C.222 o C.174 (dal lato più stretto). Si collega direttamente al trasformatore.

C.521 OLIO PER FUMO
Olio di ricambio per partenza su rulli C.170.

C.367 PARTENZA SU RULLI
Rettilineo di partenza lunga 17,5 cm
Consente di collocare le auto con le ruote posteriori sul rullo di modo che, premendo i pulsanti di controllo, le ruote girino a vuoto e le auto rimangano ferme. Non appena si preme il pulsante 'start' i rulli si abbassano e le auto possono partire contemporaneamente. Un generatore di fumo è nascosto nel rettilineo e crea la perfetta illusione di potenti scarichi di motore. Contiene un flacone di olio per fumo (del tutto innocuo), una pipetta per riempire il serbatoio dell'olio e due calamite per auto.

C.277 CONTAGIRI MECCANICO
Lunga 17,5 cm
Registra fino a 50 giri per ogni corsa. Rimessa a zero rapida.

C.182 COPPIA RETTILINEI CAMBIO CORSIA
Due rettilinei di 35 cm ognuno
Devono sempre essere usati in coppia, anche se in punti diversi del circuito.

C.174 CHICANE CORTA
Coppia di rettilinei lunghi 35 cm ciascuno.
La chicane può essere allungata usando rettilinei C.176 o curve C.179.

C.164 RETTILIMED SCOMMESSO
Lunga 35 cm
Rettilineo di 35 cm con ostacoli regolabili e spostabili.

C.178 CHICANE SDRUCCIOLEVOLE
Lunga 35 cm
La superficie liscia manda facilmente fuori strada piloti incauti.

C.176 RETTILIMED CHICANE
Lunga 35 cm
Rettilineo di 35 cm con binari ravvicinati per collegare le due sezioni della chicane 174.

C.248 RETTILIMED CON PONTE
Lunga 35 cm
Rettilineo di 35 cm con pericolosa cunetta!

C.179 CURVA CHICANE 45°
Curve di 45° con binari ravvicinati da usare con chicanes 174 o rettilinei 176.

C.207 AVSMALNANDE FARTHINDER
Längd 35 cm.
Har lampor som lyser. Ansluts till transformatorn.

C.223 CHIKANE RAKSTRÄCKA
Längd 35 cm.
Med blinkande ljus, koner och balar. Ansluts mot den smala delen av C.222 eller C.174 för att förlänga chikanen. Ansluts direkt till transformatorn.

C.521 ROKOLJA
Extra olja för C.170 (Spinstart).

C.367 SPINNSTART
Längd 17,5 cm.
Bilarna 'spinner' med bakhjulen upplyfta. När du drar tillbaka startknappen sänks båda bilarna som slicker väg i en perfekt start. Rökgeneratorer under banan släpper ut 'avgasrök' medan hjulen spinner. Ofarlig rökolja och filter medföljer.

C.277 VARVRÄKNARE
Längd 17,5 cm.
Räknar upp till 50 varv på varje spår. Lyft mittelen för att nollställa räkneverket.

C.182 VÄXLINGSSPÅR
Två bandelar, 35 cm långa.
Båda bandelarna måste användas i samma bana.

C.174 KÖRT CHIKANE
Två bandelar, 35 cm långa.
Raka eller böjda chikaner kan kopplas till de smala banddelarna.

C.164 DJÄMNAT BANUNDERLAG
Längd 35 cm.
De löstagbara smågruppen kan vridas för varierade effekter.

C.178 SLADD-CHIKANE
Längd 35 cm.
Den släta barytan gör att den oförskäme föraren lätt förlorar väggreppet.

C.176 RAK CHICANE
Längd 35 cm.
Passar mellan de korta chikanerna.

C.248 GUPP
Längd 35 cm.
Varning - brodel med gapp!

C.179 CHIKANE KURVA 45 grader
Passar mellan de båda korta chikanedelarna.

STANDARD TRACK

C.266 LOT DE PILIERS DE SUPPORT
Il contient 8 bases, 8 sections verticales, 16 supports coulissants et 4 attaches transversales. Ces pièces permettent de construire un pont de la longueur d'un rail au-dessus d'un croisement ou dans le sens de la longueur de la piste. Ils peuvent également s'adapter au lot C.133 'supports de piste'.

C.133 LOT DE SUPPORTS DE PISTE
Il contient 24 sections verticales, 32 supports coulissants et 12 attaches transversales. S'utilise avec la référence C.266 pour construire des niveaux plus élevés. Ces supports de piste ne conviennent pas à la référence C.187 - virage surélevé.

C.710 SUPPORTS PISTE ET PONT
Les sections à 6 côtes passent sous les canelures des rails courbes afin de les surélever et de produire en effet de virage. Chaque paire opposée est à une hauteur différente. La hauteur des supports de pont est modulable.

C.274 GLISSIÈRES DE SÉCURITÉ
Un lot de 12 glissières de sécurité contenant des drapeaux, des autocollants et des publicités. Les glissières de sécurité s'emboîtent sur le bord des sections de route.

C.266 SCHIENENSTÜTZEN

C.133 ERHÖHTE SCHIENENSTÜTZEN

C.710 STÜTZEN FÜR SCHIENEN UND BRÜCKE

C.274 LEITSCHIENE

C.266 SUPPORTI PER PISTA
Confezione contenente 8 basi, 8 sezioni verticali, 16 supporti scorrevoli e 4 sezioni orizzontali. Quanto basta per costruire un ponte, una sopraelevazione. Ampliabile con la confezione C.133.

C.133 ESTENSIONE SUPPORTI PER PISTA
Confezione con 24 sezioni verticali, 32 supporti scorrevoli e 12 sezioni orizzontali. Da usare solo come ampliamento della confezione C.266. Non supporta le curve sopraelevate C.187.

C.710 SUPPORTI PER PONTE E CURVE
Sei supporti da inserire ai lati della pista, in particolare per creare un effetto di sopraelevazione delle curve. Si possono posizionare ad altezze differenti e sono sufficienti per costruire un ponte sopra un altro tratto di pista.

C.274 GUARDRAILS
Confezione di 12 guardrails, con pennoni, bandiere e scritte pubblicitarie autoadesive. Si possono inserire in ogni tipo di rettilineo o curva.

C.266 SATS MED STÖBEN
Innehåller 8 benstöd, 8 vertikalsektioner, 16 flyttbara stöd och 4 tvärsnitt. Satsen racker till en bro som korsar en annan bana i kors eller parallellt och kan användas i kombination med stöbyggnadssats C.133.

C.133 UTBYGGNADSSATS STÖBEN
Innehåller 24 vertikala sektioner, 32 flyttbara stöd och 12 tvärsnitt. Används tillsammans med C.266 för konstruktion av banor i kors eller parallellt. Stödbenen kan inte användas tillsammans med doserade kurvor C.187.

C.710 STÖBEN FÖR BANDELAR OCH BRÖDAR
De sexsidiga sektionerna passar i utfrag på bandelarnas yttresidor och doserar kurvorna. Sektionerna kan vridas och ger två olika höjder. Bröstben har olika höjdfästen.

C.274 SKYDDSRÄCKEN
Förpackning med 12 räcken.
Innehåller dessutom flaggstänger, självhäftande flaggor och reklamskyltar. Räckerna kläms fast på bandelarnas sidor.

40

50

60



- C.187 VIRAGE SURÉLEVÉ 60°
- C.153 VIRAGE EXTÉRIEUR 22,5°
- C.987 BORDURES DE RAIL 22,5°
- C.154 DEMI-VIRAGE STANDARD 22,5°
- C.152 VIRAGE INTÉRIEUR 45°
- C.160 RAIL DROIT Longueur 35 cm
- C.159 DEMI-RAIL DROIT Longueur 17,5 cm
- C.158 QUART DE RAIL DROIT Longueur 8,7 cm
- C.157 RAIL COURT Longueur 7,8 cm
- C.905 DOUBLES BORDURES POUR VIRAGES INTÉRIEURS
- C.906 DOUBLES BORDURES EXTERIEURES POUR VIRAGES INTÉRIEURS
- C.198 BORDURES VIRAGE INTÉRIEUR
Lot de 8 sections qui s'adaptent à l'intérieur des virages standards pour élargir le circuit.
- C.151 VIRAGE STANDARD 45°
- C.185 BORDURES VIRAGE EXTÉRIEUR
Lot de 8 sections qui s'adaptent autour des virages standards.
- C.186 BORDURE DROITE Longueur 35 cm
- C.168 TRONÇON DÉPART DROIT
Longueur 35 cm

- C.187 ERHÖHTE KURVE 60°
- C.153 ÄUßERE KURVE 22,5°
- C.907 KURSBEGRENZUNG 22,5°
- C.154 KLEINE STANDARDKURVE 22,5°
- C.152 INNERE KURVE 45°
- C.160 GROßE GERADE Länge 35 cm
- C.159 GERADE Länge 17,5 cm
- C.158 KLEINE GERADE Länge 8,7 cm
- C.157 KURZE GERADE Länge 7,8 cm
- C.905 DOPPELTE INNENKURVE MIT BEGRENZUNG
- C.906 DOPPELTE INNENKURVE MIT AUßENBEGRENZUNG
- C.198 INNERE KURVENBEGRENZUNG
- C.151 STANDARDKURVE 45°
- C.185 ÄUßERE KURVENBEGRENZUNG
8 Teile passend für die Außenseite der Standardkurve
- C.186 GERADENBEGRENZUNG Länge 35 cm
- C.168 STARTGERADE
Länge 35 cm

- C.187 CURVA SOPRAELEVATA 60°
- C.153 CURVA ESTERNA 22,5°
- C.987 BORDI PER CURVA ESTERNA 22,5°
- C.154 1/2 CURVA STANDARD 22,5°
- C.152 CURVA INTERNA 45°
- C.160 RETTILINEO STANDARD 35 cm
- C.159 1/2 RETTILINEO 17,5 cm
- C.158 1/4 RETTILINEO 8,7 cm
- C.157 RETTILINEO CORTO 7,8 cm
- C.905 BORDI INTERNI PER DOPPIA CURVA INTERNA
- C.906 BORDI ESTERNI PER DOPPIA CURVA INTERNA
- C.198 BORDI INTERNI PER CURVA STANDARD
Costituzione di 8 bordi da collocare all'interno di curve standard per allargare la sede stradale.
- C.151 CURVA STANDARD 45°
- C.185 BORDI ESTERNI PER CURVA STANDARD
Costituzione di 8 bordi da collocare all'esterno di curve standard.
- C.186 BORDI PER RETTILINEO 35 cm
- C.168 RETTILINEO PARTENZA 35 cm

- C.187 DOSERAD KURVA 60 GRADER
- C.153 YTTERKURVA 22,5 GRADER
- C.987 22,5 GRADERS SLADDZOOM
- C.154 HALV STANDARDKURVA 22,5 GRADE
- C.152 INNERKURVA 45 GRADER
- C.160 RAKSTRÄCKA Längd 35 cm
- C.159 RAKSTRÄCKA Längd 17,5 cm
- C.158 RAKSTRÄCKA Längd 8,7 cm
- C.157 RAKSTRÄCKA Längd 7,8 cm
- C.905 SLADDZOOM TILL DUBBEL INNERKURV (90 GRADER)
Monteras på kurvans innersida.
- C.906 SLADDZOOM TILL DUBBEL YTTERKURV (90 GRADER)
Monteras på kurvans yttersida.
- C.198 SLADDZOOM TILL INNERKURVA
Förpackning om 8st. Avsedda att monteras på Standardkurvans insida för att bredda banan.
- C.151 STANDARDKURVA 45 GRADER
- C.185 SLADDZOOM TILL YTTERKURVA
Förpackning om 8st. Avsedda att monteras på Standardkurvans utsida för att bredda banan.
- C.186 SLADDZOOM TILL RAKSTRÄCKA
Längd 35 cm
Förpackning om 8st.
- C.168 START -RAKSTRÄCKA
Längd 35 cm

TRACK PLANS

C.501 PLAN DE MONTAGE - 3ème édition
Il contient les plans de 36 circuits: 22 plans de circuits 2 voies, 8 plans de circuits 4 voies et Les plans de 6 circuits de Grands-Prix internationaux: Silverstone, Barcelona (4 voies), Adelaide, Magny-Cours (France), Kyalami (Afrique du Sud) et Brands Hatch (4 voies).
Il contient également des instructions de montage pour circuits à niveaux multiples, des tresses et guides pour les voitures. Tout en couleur, 28 pages, 30 x 21 cm.

C.501 STRECKEN - KURSBUCH
Beinhaltet 36 verschiedene Kurse.
22 zweispurige, 8 vierspurige, sowie 6 Kurse von internationalen Grand Prix Strecken.

C.501 LIBRO DEI CIRCUITI - 3ª Edizione
Contiene i tracciati di 36 circuiti, e precisamente 22 circuiti a due corsie, 8 a quattro corsie e 6 di famosi circuiti sede di gran premio: Silverstone, Barcellona (4 corsie), Adelaide, Magny-Cours, Kyalami e Brands Hatch (4 corsie).
Comprende anche informazioni sulla costruzione dei tracciati, sui circuiti a più livelli e sulla manutenzione delle automobili.
Completamente a colori, 28 pagine, 30 x 21 cm, in lingua inglese.

C.501 STORA BANBOKEN - 3:e upplagan
Beskriver 36 olika banor, 22 tvåspåriga, 8 fyrsprå och 6 internationella Grand Prix-banor: Silverst (England), Barcelona (Spanien) (4-spår), Adela (Australien), Magny-Cours (Frankrike), Kyalami (Sydafrika) och Brands Hatch (England) (4-spår). Dessutom information om banbyggnad, banor olika nivåer, styrflänsar och borst för bilarna. Helt i färg, 28 sidor 30 x 21 cm.

ACCESSORIES

C.918 TRANSFORMATEUR
Il peut faire fonctionner 2 voitures Scalextric et un accessoire électrique ou électronique. Conforme à la norme européenne EN60 742. Prévu pour une utilisation en intérieur uniquement. Sur courant continu 220/240 volts.

C.918 TRANSFORMATOR
Zum Antrieb von 2 Fahrzeugen, sowie elektrisches oder elektronisches Zubehör. Entspricht der europäischen Norm EN60 742.

C.918 TRASFORMATORE
Trasformatore 220V di alta qualità conforme alle norme EN60 742 (standard europeo), solo per uso interno. Consente di alimentare una pista a due corsie più un accessorio elettrico od elettronico.

C.918 TRANSFORMATOR
Har kapacitet att driva 2 Scalextric bilar och elektroniska tillbehör. Avsedd för inomhusbruk, endast och drivs med 220-240V växelström.

C.912 TRANSFORMATEUR PRISE MURALE

C.912 WANDTRANSFORMATOR

C.912 TRASFORMATORE PER C.177

C.912 VÄGGMONTERAD TRANSFORMATOR

C.279 MODULE ACCESSOIRES POUR COURSE
Il contient des tresses, des enjoliveurs, des pneus, des axes, des lames de contact et un moteur électrique de rechange.

C.279 TUNING ZUBEHÖR

C.279 ACCESSORI PER AUTO
Contiene una selezione di pignoni, corse, assali, distanziali, gomme, pick-up e contatti striscianti. Soprattutto contiene un motore di ricambio.

C.279 TILLBEHÖRSATS FÖR TRIMNING
Innehåller lager, forstär, följar, däck, axlar, styrflänsar och extra motor.

C.177 BOITIER DE BRANCHEMENT
Le boîtier de branchement Scalextric est un moyen facile de commencer la course.

C.177 'POWERBASE'-VERSORGUNGSEINHEIT
Das Scalextric 'Power Base' - Stromversorgungssystem ist leicht zu bedienen und gibt dem Rennen Schwung und Kraft.

C.177 UNITA' DI ALIMENTAZIONE
E' il più semplice sistema di alimentazione elettrica possibile, facile come contare fino a tre...

C.177 POWER BASE SYSTEM - TRANSFORMATOR
I år presenterar vi den nya transformatorn, Scalextric Power Base, det enkla sättet att ansluta.

C'est simple comme bonjour.
A ...mettre le boîtier sur le circuit où 2 rails droits (C.160) sont reliés.
B ...brancher le transformateur sur une prise murale et connecter une borne à voltage réduit au boîtier.
C ...brancher le contrôleur manuel au boîtier, la course peut commencer.

A ...'Power Base'-Versorgungseinheit von unten in die Bahn drücken, da wo zwei C.160-Gerade zusammengesteckt sind.
B ...Einsteck-Tratro in die Steckdose und das Schwachstromkabel in die 'Power Base'-Versorgungseinheit stecken.
C ...Handregler-Kabel in die Versorgungseinheit stecken und das Rennen kann beginnen.

1 ...Collocare l'unità sotto la pista nel punto di congiunzione di due rettilinei C.160.
2 ...Inserire il cavo del trasformatore nello spinotto 'power' ed inserire il trasformatore ad una presa di corrente.
3 ...Inserire gli spinotti del pulsante di controllo nell'unità di alimentazione... e si può cominciare a correre.

Mycket lätt att ansluta:
A ...Kläm fast Power Base på banan i skarven mellan två räksträckor, typ C.160.
B ...Anslut transformatorn till vägguttaget och sladdarna för korströmmen till Power Base.
C ...Anslut körhandtagen till Power Base och lgring.

Une autre sortie de 12 volts permet de connecter jusqu'à 2 accessoires supplémentaires, suivant la puissance en ampères requise. En cas de besoin d'une puissance plus importante pour le branchement d'autres accessoires, il est recommandé d'utiliser un transformateur C.198, indépendamment du boîtier de branchement.

Ein getrennter 12 V-Anschluß gestattet die Zuschaltung von bis zu zwei Zusatzrichtungen, je nach deren Stromaufnahme. Sollten die Zusatzrichtungen mehr Strom benötigen als die Einheit liefern kann, empfehlen wir die Verwendung eines C.198 Tratro für den unabhängigen Betrieb dieser Einrichtungen.

Un'uscita separate a 12V consente la connessione di uno o due accessori elettrici (a seconda della potenza richiesta).

Entra 12 volt uttag för anslutning av ett eller två tillbehör (beroende på hur många ampér tillbehören drar). Behöver du fler anslutningsmöjligheter rekommenderar vi att också använder transformator C.198.

Un interrupteur de polarité est incorporé afin de pouvoir modifier le sens de la course. Celui-ci est particulièrement utile sur un circuit 4 voies où 2 boîtiers de branchement sont utilisés.

Die Einheit verfügt auch über einen Polaritäts-Wechselschalter, um Rennen in beiden Richtungen, oder auch 4-Bahn-Rennen, zu ermöglichen.

Se si devono collegare molti accessori è consigliabile l'uso di un trasformatore C.918 per gli accessori e di un trasformatore C.912 per le auto. L'unità di alimentazione comprende anche un interruttore per variare la polarità della corrente per le auto, di modo che si possa invertire la direzione di marcia sulla pista. Particolarmente utile per piste a quattro corsie che richiedono due unità di alimentazione.

Power Base har dessutom en omkopplare så i på enklast möjliga sätt kan köra bilarna i mots riktning. Omkopplaren är speciellt användbar i dig som har en bana med fyra spår och två Pc Base-enheter.

**C.211 SYSTÈME DE SONORISATION**

Il contient un microphone avec contrôle de volume et haut-parleur fonctionnant avec des piles. L'ensemble se positionne à l'intérieur de la four de contrôle (C.702) et nécessite une pile de 9 volts.

C.252 AMPLIFICATEUR DE PUISSANCE

2 connecteurs de 3 m de long. A n'utiliser que sur de grands circuits pour neutraliser toute baisse de tension. S'assurer que les 2 extrémités des connecteurs sont branchées sur la même voie.

C.297 MANETTE DE COMMANDE (ROUGE)**C.298 MANETTE DE COMMANDE (NOIRE)****C.180 MANETTE DE COMMANDE (JAUNE)****C.183 MANETTE DE COMMANDE (BLEUE)****MANETTE DE COMMANDE MEGASOUND**

Le rugissement du moteur de course est à portée de main avec la manette de commande mégasound Scalextric.

Avec un branchement indépendant (2 piles LR6), les manettes de commande mégasound recréent l'ambiance des grands circuits automobiles.

Quand le boîtier de branchement et la manette de commande sont en position, tout est prêt pour l'action. En appuyant sur le bouton de départ, le bruit d'un moteur se fait entendre. Celui-ci continue tant que ce bouton est maintenu. Lâchez le détente, le bruit du moteur devient régulier, la course peut commencer. Pressez le détente de la manette de commande pendant la course, le bruit du moteur change à nouveau, comme si des vitesses différentes étaient sélectionnées. En arrêtant toute pression sur la manette, le bruit du moteur redevient régulier.

Ne fonctionne qu'avec un boîtier de branchement Scalextric.

Les 2 manettes de commande mégasound nécessitent 2 piles LR6 (ou l'équivalent). Les piles sont vendues séparément. Celles-ci permettent l'émission du bruit du moteur, elles ne servent pas à actionner les voitures.

C.981 MANETTE DE COMMANDE MEGASOUND (ROUGE)**C.982 MANETTE DE COMMANDE MEGASOUND (JAUNE)****C.910 TRESSSES**

Lot de 6 tresses de remplacement adaptables sur les guides des voitures.

C.968 LOT DE GUIDES

Pour un remplacement facile et rapide des tresses. Il contient 4 guides gris foncés W.1439 avec tresses incorporées et œillets de recharge.

**C.211 ANSAGEDERÄT**

Beinhaltet batteriebetriebene Mikrofone mit Lautstärkenregler und Lautsprecher. Einbaubar bei Kontrollforum.

C.252 STROMVERSTÄRKERKABEL

Geeignet für große Kurse.

C.297 HANDREGLER ROT**C.298 HANDREGLER SCHWARZ****C.180 HANDREGLER GELB****C.183 HANDREGLER BLAU****'MEGASOUND'-HANDREGLER**

Ein Fingerdruck am Scalextric-MegaSound-Handregler gibt dem Rennen den echten Geräusch-Effekt.

Sobald die "Power Base"-Versorgungseinheit angebracht und die Handregler eingesteckt sind, kann das Rennen losgehen. Jetzt den Startknopf drücken und der Motor erwacht zum Leben. Das Start-Geräusch bleibt solange der Knopf gedrückt wird. Sobald der Daumen vom Knopf genommen wird, springt der Motor an und ist kaum noch zu bündigen. Das Rennen kann nun beginnen. Wenn jetzt der Auslösehebel mit dem Zeigefinger gedrückt wird, zeigt das entsprechende Geräusch an, daß das Fahrzeug nun im Rennen liegt. Der Ton ändert sich von Zeit zu Zeit, als ob verschiedene Gänge eingeschaltet würden. Sobald der Auslösehebel losgelassen wird, hören wir wieder das normale, ungeduldige Motorgeräusch.

Kann nur in Verbindung mit der Scalextric "Power Base"-Versorgungseinheit verwendet werden.

Jeder Mega-Sound-Handregler benötigt zwei 1,5 V Batterien vom Typ "AA" (nicht mitgeliefert). Diese Batterien werden nur für das Renngeräusch benötigt und sind für den eigentlichen Betrieb der Fahrzeuge nicht erforderlich.

C.981 HANDREGLER MIT MOTORGERÄUSCH (ROT)**C.982 HANDREGLER MIT MOTORGERÄUSCH (GELB)****C.910 STROMABNEHMER 6 STÜCK****C.968 STROMABNEHMER AUSWECHSELBAR 4 STÜCK****C.211 MICROFONO CON ALTOPARLANTE**

Microfono a batteria con regolazione del volume e altoparlante da collocare all'interno della torre di controllo (art. C.702). Richiede una batteria 9V.

C.252 CAVI CORRENTE PER GRANDI PISTE

Doppio cavo di 3 metri da usare sui circuiti di grande estensione per evitare cadute di tensione tra il nastro di attacco corrente ed il punto più lontano del circuito. Bisogna naturalmente assicurarsi di collegare tra di loro le medesime corsie.

C.297 PULSANTE DI CONTROLLO ROSSO**C.298 PULSANTE DI CONTROLLO NERO****C.180 PULSANTE DI CONTROLLO GIALLO****C.183 PULSANTE DI CONTROLLO BLU****PULSANTE MEGASOUND**

L'eccitante suono delle corse è letteralmente sulla punta delle vostre dita con il pulsante Megasound: basta collegarlo all'unità di alimentazione e tutto è pronto.

Tenendo premuto il pulsante "start" si sente il tipico suono di un motore in avviamento; rilasciando il pulsante il motore comincia a girare al minimo e si è pronti alla partenza: appena si preme l'acceleratore e l'auto parte il suono diventa quello di un motore in corsa, con alti e bassi e cambi di marcia. Rilasciando completamente l'acceleratore il suono ritorna al minimo.

Deve essere collegato all'unità di alimentazione e richiede due batterie tipo "stilo". Le batterie sono necessarie per la parte sonora, non per far funzionare la auto.

C.981 PULSANTE MEGASOUND ROSSO**C.982 PULSANTE MEGASOUND GIALLO****C.910 CONTATTI STRISCIANTI**

Confezione di 6 contatti striscianti. Per sostituire i contatti usurati del pick-up nero.

C.968 PICK-UP AD INNESTO RAPIDO

Confezione di 4 pick-up grigi W.1439 completi di contatti striscianti ed occhielli di ricambio.

**C.211 HÖGTALARSYSTEM**

Består av en batteridrivnen mikrofon med volymkontroll och en högtalare som placeras inuti kontrollforumet (C.702). Drivs med 9 volt-batteri typ PP3 (eller motsvarande).

C.252 POWER BOOST EXTRAKABEL

Består av 2 st 3 meter långa dubbelkablar. Används på stora banor för att undvika spänningsfall mellan olika delar av banan. Se till att kontaktarna ansluts till samma bänmpår.

C.297 KÖRHANDTAG-RÖD**C.298 KÖRHANDTAG-SVART****C.180 KÖRHANDTAG-GUL****C.183 KÖRHANDTAG-BLÅ****MEGASOUND KÖRHANDTAG**

Med det fantastiska körhandtaget Scalextric MegaSound har du bokstavligen talat de dramatiska motorljuden i handen.

MegaSound körhandtag har separat störmotorstyrning med två batterier typ Ever Ready HP7 och ger den rätta atmosfären för verkligt avancerad racing.

Med körhandtaget kopplat till Power Base är allt klart för racing på högsta nivå. När du trycker på startknappen vrålar motorn igång. Motorljudet hörs så länge du håller knappen intryckt. När du släpper knappen med tummen hör du hur motorn börjar varva och allt är klart för start. När du trycker på avtryckaren rusar bilen iväg och du hör hur ljudet ändras som om bilen växlade på riktigt. Om du släpper knappen helt sunker motorvarvet och motorljudet börjar varva igen.

Fungerar bara tillsammans med Scalextric Power Base System.

Körkontroller MegaSound drivs med två stycken batterier typ Ever Ready HP7 eller motsvarande (medföljer ej). Batterierna ger ström till ljudenheten, inte till bilarna.

C.981 MEGASOUND KÖRHANDTAG (RÖD)**C.982 MEGASOUND KÖRHANDTAG (GUL)****C.910 BORST FÖR STRÖMUPPTAGNING**

Förpackning med 6 reservborst till bilarna med svarta styrfylansar.

C.968 FÖRPACKNING MED SNABBT UTBYTBARA STYRFYLANSAR

För verkligt snabbt byte av borst för strömupptagning. Innehåller 4 grå styrfylansar (typ W.1439) med färdigmonterade borst och extra nitlar (sladdfästet).

SCALEXTRIC®

AUTO INFORMATION

CATEGORY

CODE NUMBER AND MODEL



ROAD AND RALLY

C.321 FORD FIESTA XR2i	•	•	•	114	72 g	180 x 9	180 x 9	76
C.316 FORD FIESTA XR2i VALVOLINE	•	•	•	114	72 g	180 x 9	180 x 9	76
C.203 FORD ESCORT COSWORTH	•	•	•	127	82 g	180 x 9	180 x 11	80
C.204 ESCORT COSWORTH PANASONIC	•	•	•	127	82 g	180 x 9	180 x 11	80
C.426 PORSCHE 911 BLACK	•	•	•	135	90 g	220 x 13	220 x 13	72
C.427 PORSCHE 911 RED	•	•	•	135	90 g	220 x 13	220 x 13	72
C.423 FORD RS COSWORTH FINA	•	•	•	139	86 g	180 x 8	180 x 8	80
C.379 RALLY CAPRI SPECIAL				137	68 g	160 x 8	160 x 8	76
C.460 FORD ESCORT XR3i STP				127	70 g	160 x 8	160 x 8	77
C.391 FERRARI GTD				132	72 g	200 x 9	200 x 11	77
C.124 HAVOLINE PORSCHE 911	•			135	70 g	200 x 13	200 x 13	72
C.459 SHELL DATSUN 260Z				130	68 g	170 x 8	170 x 8	75
C.150 RED MINI COOPER				100	56 g	170 x 8	170 x 8	64
C.424 FORD COSWORTH MONDEO	•	•	•	139	86 g	190 x 10	190 x 10	84
C.175 FORD RS COSWORTH CORTEZ	•			139	86 g	180 x 8	180 x 8	80
C.123 FORD RS COSWORTH JANSPEED	•			139	86 g	180 x 8	180 x 8	80
C.280 FORD RS COSWORTH DUCKHAMS	•	•	•	139	86 g	180 x 8	180 x 8	80
C.462 BMW 318i WESTMINSTER	•	•	•	139	86 g	190 x 10	190 x 10	80
C.449 PORSCHE 959		•	•	133	72 g	200 x 9	200 x 9	72
C.406 BMW M3 MOBIL		•	•	133	78 g	180 x 8	180 x 8	80
C.464 BMW M3		•	•	133	78 g	180 x 8	180 x 8	80
C.409 BMW M3 DEMON TWEAKS		•	•	133	78 g	180 x 8	180 x 8	80
C.456 FORD RS COSWORTH FIRESTONE	•	•	•	139	86 g	180 x 8	180 x 8	80
C.455 FORD RS COSWORTH TEXACO	•	•	•	139	86 g	180 x 8	180 x 8	80

RALLY CROSS

C.470 UNIROYAL FORD XR2i	•			114	72 g	180 x 9	180 x 9	76
C.471 FORD ESCORT SCALEXTRIC	•			127	82 g	180 x 9	180 x 11	80
C.393 MOTAWORLD MINI				100	56 g	170 x 8	170 x 8	64
C.392 BP METRO 6R4				113	70 g	160 x 9	160 x 9	70
C.400 ESSO METRO 6R4				113	72 g	200 x 9	200 x 9	72

MOTORWAY SPEEDWAY

C.137 POLICE CAR	•	•		139	86 g	180 x 8	180 x 8	80
C.488 SILKOLENE RACING TRUCK	•			122	94 g	200 x 14	200 x 14	67
C.491 BARDAHL RACING TRUCK	•			122	94 g	200 x 14	200 x 14	67
C.238 RACING RED MOTORBIKE	•			86	52 g	160 x 6	200 x 9	55
C.239 YELLOW FLASH MOTORBIKE	•			86	52 g	160 x 6	200 x 9	55

SPORTS ENDURANCE

C.189 SAUBER MERCEDES C9/88	•	•	•	146	76 g	200 x 9	200 x 9	85
C.256 REPSOL PORSCHE 962C	•	•	•	146	76 g	190 x 9	190 x 9	81
C.272 FROM A PORSCHE 962C	•	•	•	146	76 g	190 x 9	190 x 9	81
C.436 AUTOGLASS PORSCHE 962C	•	•	•	146	76 g	190 x 9	190 x 9	81
C.483 JAGUAR XJ220C	•	•	•	150	94 g	180 x 10	180 x 10	82
C.445 SAUBER MERCEDES BLK/BLUE	•	•	•	146	76 g	200 x 9	200 x 9	85
C.382 CASTROL JAGUAR XJR9	•	•	•	143	78 g	200 x 9	200 x 9	82
C.443 JAGUAR XJR9	•	•	•	143	78 g	180 x 8	180 x 8	84
C.450 FERRARI F40 END	•	•	•	137	84 g	180 x 8	180 x 10	74
C.444 PORSCHE 962C	•	•	•	146	76 g	190 x 9	190 x 9	81
C.125 FINA PORSCHE 962C	•	•	•	146	76 g	190 x 9	190 x 9	81
C.451 LAMBORGHINI DIABLO (SPOILER)	•	•	•	139	86 g	180 x 8	180 x 10	83
C.402 OMRON PORSCHE 962C	•	•	•	146	76 g	190 x 9	190 x 9	81

CATEGORY

CODE NUMBER AND MODEL


SINGLE SEAT RACERS

C.485 DELARA F1	•				146	62 g	17 0 x 8	21 0 x 13	77
C.430 OMEGA SECURICOR	•				140	62 g	17 0 x 8	21 0 x 13	77
C.311 TEXACO 500	•				146	62 g	17 0 x 8	21 0 x 13	77
C.453 DODGER SINGLE SEATER					131	52 g	17 0 x 8	21 0 x 13	65
C.447 PENNZOIL 500	•				146	62 g	17 0 x 8	21 0 x 13	77
C.442 PIRELLI SINGLE SEATER					131	52 g	17 0 x 8	21 0 x 13	65
C.350 GOLDSTAR F1					131	64 g	17 0 x 8	21 0 x 13	77
C.351 EXCHANGE SERVICES F1					131	66 g	17 0 x 8	21 0 x 13	77
C.352 WATTS RACING					131	66 g	17 0 x 8	21 0 x 13	77
C.228 WHITE GUDOS					123	56 g	17 0 x 8	21 0 x 13	65
C.229 BLACK KOTZING					131	52 g	17 0 x 8	21 0 x 13	65

FORMULA ONE

C.143 WILLIAMS RENAULT FW15C	•				130	60 g	21 0 x 9	21 0 x 13	88
C.467 FORD TYRRELL 010	•				140	66.5 g	21 0 x 9	21 0 x 13	90
C.134 MINARDI F1	•				146	66.5 g	21 0 x 9	21 0 x 13	90
C.319 FERRARI 643	•				146	66.5 g	21 0 x 9	21 0 x 13	90
C.142 BENETTON B193	•				130	58 g	21 0 x 9	21 0 x 13	88

SUPER CARS

C.310 FERRARI F40 WL	•	•	•	•	137	84 g	18 0 x 8	18 0 x 10	74
C.195 FERRARI F40 DARK BLUE	•	•	•	•	137	84 g	18 0 x 8	18 0 x 10	74
C.257 JAGUAR XJ220	•	•	•	•	150	94 g	18 0 x 10	18 0 x 10	82
C.127 LAMBORGHINI DIABLO YELLOW	•	•	•	•	139	86 g	18 0 x 8	18 0 x 10	83
C.411 LAMBORGHINI DIABLO RED	•	•	•	•	139	86 g	18 0 x 8	18 0 x 10	83
C.452 LAMBORGHINI DIABLO SPOILER	•	•	•	•	139	86 g	18 0 x 8	18 0 x 10	83






POWER AND THE GLORY


C.099 MINI COOPER					100	56 g	17 0 x 8	17 0 x 8	64
C.305 BENTLEY					160	94 g	26 0 x 7	26 0 x 7	112
C.306 ALFA ROMEO					155	82 g	26 0 x 7	26 0 x 7	105
C.097 VANWALL					145	66 g	23 0 x 7	25 0 x 7	77
C.098 BRM					130	58 g	23 0 x 7	25 0 x 7	77
C.093 FORD TYRRELL 007					140	64 g	17 0 x 8	21 0 x 13	77
C.094 FERRARI 312B					135	56 g	17 0 x 8	21 0 x 13	77
C.096 FERRARI P4	•				135	64 g	19 0 x 7	22 0 x 8	76
C.095 FORD 3L	•				145	64 g	19 0 x 7	22 0 x 8	76






COLLECTOR SERIES






C.481 MONTE CARLO MINI					100	56 g	17 0 x 8	17 0 x 8	64
C.330 PORSCHE 911 RSR	•	•	•		135	90 g	22 0 x 13	22 0 x 13	72
C.482 DATSUN 260Z	•	•		•	130	68 g	17 0 x 8	17 0 x 8	75

2 LANE RACING *SCALEXTRIC*

DATE			
CIRCUIT	NAME		
	LENGTH		
RACE	DISTANCE		
	NO. OF LAPS		
		1	2
DRIVER	FORENAME		
	SURNAME		
	AGE		
VEHICLE	MAKE		
	MODEL		
	TEAM		
	NUMBER		
RESULTS	FASTEST LAP		
	RACE TIME		
	AV. SPEED		
	POSITION		






DATE			
CIRCUIT	NAME		
	LENGTH		
RACE	DISTANCE		
	NO. OF LAPS		
		1	2
DRIVER	FORENAME		
	SURNAME		
	AGE		
VEHICLE	MAKE		
	MODEL		
	TEAM		
	NUMBER		
RESULTS	FASTEST LAP		
	RACE TIME		
	AV. SPEED		
	POSITION		






DATE			
CIRCUIT	NAME		
	LENGTH		
RACE	DISTANCE		
	NO. OF LAPS		
		1	2
DRIVER	FORENAME		
	SURNAME		
	AGE		
VEHICLE	MAKE		
	MODEL		
	TEAM		
	NUMBER		
RESULTS	FASTEST LAP		
	RACE TIME		
	AV. SPEED		
	POSITION		

DATE			
CIRCUIT	NAME		
	LENGTH		
RACE	DISTANCE		
	NO. OF LAPS		
		1	2
DRIVER	FORENAME		
	SURNAME		
	AGE		
VEHICLE	MAKE		
	MODEL		
	TEAM		
	NUMBER		
RESULTS	FASTEST LAP		
	RACE TIME		
	AV. SPEED		
	POSITION		

4 LANE RACING



DATE					
CIRCUIT	NAME				
	LENGTH				
RACE	DISTANCE				
	NO. OF LAPS				
		1	2	3	4
DRIVER	FORENAME				
	SURNAME				
	AGE				
VEHICLE	MAKE				
	MODEL				
	TEAM				
	NUMBER				
RESULTS	FASTEST LAP				
	RACE TIME				
	AV. SPEED				
	POSITION				

DATE					
CIRCUIT	NAME				
	LENGTH				
RACE	DISTANCE				
	NO. OF LAPS				
		1	2	3	4
DRIVER	FORENAME				
	SURNAME				
	AGE				
VEHICLE	MAKE				
	MODEL				
	TEAM				
	NUMBER				
RESULTS	FASTEST LAP				
	RACE TIME				
	AV. SPEED				
	POSITION				

