



SCALEXTRIC®



36th EDITION



Scalextric can be all things to all men. It can be a toy, when the **Power Rangers Battle Bikes** are in the hands of a child. It can be classed as a model because of the fine detailing, both in body design and decoration. And it can also be a sport, just like the real thing, creating the same excitement and tension that is found on any of the **Grand Prix** racing circuits around the world. **Scalextric** takes pride in creating models to appeal to all kinds of racers. However, which ever model is produced, the user can rest assured that it has been manufactured with as much care and engineering capability as would be expected from a quality product bearing the great racing name of **Scalextric.**



POWER rangers™

ROAD and rally

SPORTS endurance

FORMULA one




STANDARD track

EXTENDING a circuit

GENERAL accessories

INFORMATION



DRIVERS AND TRACK MARSHALLS BRIEFING NOTES

Scalextric cars are designed to give maximum racing pleasure at a controllable speed but just like the real thing, go too fast on a corner and cars will come off. To limit this it is advisable to follow these simple rules.

- 'Bank' Curves to create a racing camber using Scalextric track wedges.
- Support C.187 Banked curves at the entry and exit points of the banking.
- Use crash barriers on the outside of curves to keep the 'tails' of the cars racing on the outside track, on the track.
- Just like the real thing, do not expect a car with a high centre of gravity (**Saloon cars**) to take corners as fast as those with a low centre of gravity (**Formula One cars**).
- Use the hand throttle to vary the speed of the car. Keeping the car 'flat out' will result in it coming off on the first corner.

Above all, if you are new to **Scalextric**, take your time to learn how to race a car. It does not take long but a little practice will pay dividends and avoid disappointment. Even **Formula One World Champions** have to learn to drive before they can win their first **Grand Prix**.

NOW GET RACING WITH SCALEXTRIC - just like the real thing.

Many **Scalextric** cars have special features, so as you browse through this catalogue check for the icons shown below and see if any of them appear next to the car of your choice.

Other icons are used in the **Auto Information Section** (pages 44/51) giving approximate weights and measurements of all cars for comparison.



MAGNATRACTION™



HEADLIGHTS



BRAKELIGHTS



TAIL LIGHTS



OVERALL LENGTH



WEIGHT



FRONT WHEEL DIMENSIONS



REAR WHEEL DIMENSIONS



WHEELBASE

MIGHTY metro



The nippy little **Metro's** make easy work of the fast **figure eight circuit** included in this set. Being equally matched, the driver who takes the winning flag must be the one with the greatest skill. However many drivers have relied too heavily on the **banked curves**, realising too late that they need to be taken at the right speed; too slow and the cars will roll, too fast and they become airborne!

Ideal as a starter set, the **Mini Metros** can be relied upon to take the rough and tumbles dished out to them by the novice driver, time and time again.



TRACK LAYOUT.

SPACE REQUIRED:
5'9" x 2'6" 175 x 80 cms.
TRACK RUNNING LENGTH:
13'4" 406 cms.



METRO 6R4 NAVICO
Length 47/16" 113 mm

METRO 6R4 ESSO
Length 47/16" 113 mm

C580 MIGHTY METRO
CONTENTS: Mains Power Pack included.






When they returned to **Group C** racing the **Jaguar XJR9's** stormed to victory. Their reliability and speed stood them in good stead when they took on all-comers and won, bringing home with them even more trophies to add to the number already won by **Jaguar** over the years.

The **figure eight circuit** in this set is ideal for the low profile **Jaguars** and with a little practice the newcomer to **Scalextric** will soon get to grips with these forgiving cars. The cars which are each fitted with **Magnatraxion®** and the **Easi-Fit guide blade**, are partially decorated, however a high quality **decalsheet** is included so that the proud new drivers can complete the car liveries themselves.

The circuit is fast but special attention must be paid to the careful positioning of the track supports and crash barriers, which should ensure trouble free racing.

TRACK LAYOUT:
SPACE REQUIRED:
5'0" x 2'6" 175 x 80 cms.
TRACK RUNNING LENGTH:
13'4" 406 cms.




JAGUAR XJR9 UNPART
Length 5 5/8" 143 mm

JAGUAR XJR9 JAGUAR SPORT
Length 5 5/8" 143 mm

NEW

C804 SUPER CATS

CONTENTS: Power Base and mains transformer included. Available mid. 1995.



GRAND PRIX titanium spark

TITANIUM SPARKS



The fabulous **Ferrari** and the brilliant **Benetton** meet on the **Grand Prix's** starting grid ready to race it out on however many laps it takes.

But the **sparks** really fly when the cars start to race. Fitted to the underside of each car is an ingenious underpen incorporating two flints at the trailing end. When these flints come into contact with emery paper, which is positioned on a straight piece of track, a **sparking effect** is created, simulating the **titanium sparks** seen so often at the Grand Prix.

The **Easi-Fit guide blade** assembly, fitted to both cars, will ensure that very little time is spent in the 'pits', as worn **guide blades** can be replaced in seconds. **Magnatraction®** is also standard on each of the cars, thus making them equally matched as they race around the oval of super fast track. **Crash barriers** and the **Power Base** are included.



TRACK LAYOUT.

SPACE REQUIRED:
5'9" x 2'5" 174 x 74 cms.
TRACK RUNNING LENGTH:
127" 323 cms.



FORD BENETTON B193
Length 5 1/16" 130 mm



FERRARI 643 F1
Length 5 1/4" 146 mm



NEW

C817

GRAND PRIX with TITANIUM SPARKS

CONTENTS: Power Base and mains transformer included. Available early 1995.





This **Scalex Eurocar** set uses the same criteria as the racing it emulates. The two **Ford Mondeo's**, stripped of their head and brakelights, but both retaining **Magnatraction®**, can be raced at speed providing the circuit has been banked properly using the **track supports** supplied. However, although full throttle may be team orders, a small amount of easing off on the bends is recommended. The fitting of the **crash barriers** on the outside edge of the track not only adds colour to the circuit, but helps to keep the car with the outside line on the track, but too much throttle and you will take to the air!

It's a new Formula in motor racing and it's based on the NASCAR racing of America. Eurocar is the name and racing is the game. Like its American equivalent, Eurocar racing takes place on either a half mile or mile oval and again like its American cousin, the cars race anti-clockwise. The racing is fast, fun and fair as the Formula has fixed limits on tyres, engines etc. In this Formula the winning is very much in the hands of the driver, rather than the technical brilliance of the car.



TRACK LAYOUT.

SPACE REQUIRED:
6'11" x 2'5" 209 x 74 cms.
TRACK RUNNING LENGTH:
14'10" 453 cms.



FORD MONDEO DAGENHAM MOTORS
Length 5 1/2" 139 mm



FORD MONDEO DAGENHAM MOTORS
Length 5 1/2" 139 mm



NEW
C805

EUROCARS

CONTENTS: Power Base and mains transformer included. Available early 1995.



MINI rally cross




The all action, rough and tumble of **Rally Cross** is the scenario for this set. The two ubiquitous **Mini's** must chase each other around the simple but tricky circuit, each one hoping the other will lose control, leaving the road clear for the survivor. **Banked curves** at one end of the track ensure speed but the inclusion of **cross-over sections** and a **rough terrain track** add up to perils for the unprepared.

The circuit is certainly a challenge for the **Mini** drivers but each car is now fitted with a **Magnatractor®** plate so their racing task is made a little easier. Some patience is needed when racing these cars but once achieved, like their full size counterparts, they are a lot of fun.



TRACK LAYOUT.

SPACE REQUIRED:
7'6" x 3'3" 228 x 100 cms.
TRACK RUNNING LENGTH:
15'9" 481 cms.



MINI COOPER RED
Length 37/8" 100 mm



MINI COOPER GREEN
Length 37/8" 100 mm




C661 MINI RALLY CROSS
CONTENTS: Power Base and mains transformer included.





You've seen it on the TV, you've thrilled about it at the circuit, now you can actually do it with this set. What is it? It's the **three hundred and sixty degree** turn that will keep you spinning and make your heart jump as near misses pile on top of near misses. It's a time for quick reactions and lightning reflexes. Racing has never been so much fun. See the **Porsches'** waggle their tails as they take the corners at speed. See them skid, turn, skid again, breaking out of the corners, over steering into a slide and then - the **'Three - Sixty'**. What thrills and excitement! It's wild!!!

With their specially modified **guide blade assembly**, the twist and turn circuit is ideal to get the most out of the **Porsche 962's**. Suitable for use on all **Scalextric** track, the **Porsches'** do require space to turn, so the positioning of the **track borders** is important.



TRACK LAYOUT.
 SPACE REQUIRED:
 9'4" x 4'4" 132 x 284 cms.
 TRACK RUNNING LENGTH:
 16'7" 507 cms.



PORSCHE 962C SYNTRON-X
 Length 5 3/4" 146 mm

PORSCHE 962C TEXACO
 Length 5 3/4" 146 mm

NEW

C816 WILD 3 SIXTY

CONTENTS: Power Base and mains transformer included. Available mid. 1995.

- 1 1
- 16
- 3
- 1
- 16





TEAM cosworth



With head and tail lights blazing, the Team Ford and Pilot Ford Escort Cosworths career around the large figure eight circuit at maximum speed.

The Magnatraction® facility fitted under each car certainly helps to keep the cars on the right racing line, but too much speed can end in disaster should the throttle finger not react quickly enough.

Each car is fitted with the Easi-Fit guide blade assembly and the inclusion of the Power Base in the set means that 'box to racing' time is cut to the minimum.



TRACK LAYOUT:
SPACE REQUIRED:
7'8" x 2'5" 228 x 74 cms.
TRACK RUNNING LENGTH:
17'9" 540 cms.



FORD ESCORT RS COSWORTH PILOT
Length 5" 127 mm



FORD ESCORT RS COSWORTH TEAM FORD
Length 5" 127 mm





C814 TEAM COSWORTH
CONTENTS: Power Base and mains transformer included.





It's excitement right from the off when the **Ford Mondeo** and the **BMW 318i** come wheel to wheel in this superb **British Touring Car Championship** set. The cars are evenly matched, each boasting the latest in **Scalextric** technology: **head and tail lights**, **Magnatraction®** plus, for fast pit stops, the **Easi-Fit guide blade assembly**. Each car has interior detail as well as precision printed liveries.

The circuit is designed for speed but watch the bends. Properly cambered, using the **track supports**, they can be taken at speed - but not too fast!



TRACK LAYOUT.
SPACE REQUIRED:
 7'6" x 2'5" 228 x 74 cms.
TRACK RUNNING LENGTH:
 17'9" 540 cms.



BMW 318i TEAM DYNAMICS
 Length 5 1/2" 139 mm



FORD MONDEO FORD SPORT
 Length 5 1/2" 139 mm



C809 SUPER SALOONS
 CONTENTS: Power Base and mains transformer included.



POLE position



No false starts with this set just pure action and atmosphere.

The action is provided by two top of the range **Formula One** cars each with **Magnatraction®** and the **Easi-Fit guide blade** assembly.


The atmosphere comes from the unique **Rev-Start** track which incorporates a **smoke element** positioned underneath the track which vapourises a **harmless oil**, creating the appearance of smoke coming from the rear of each car.

The cars are held off the track by **supports** which lower into the track bed when the **release switch** is pulled back. Once the spinning wheels grip the track the smoke stops and the race is on.



TRACK LAYOUT.

SPACE REQUIRED:
7'5" x 4'9" 227 x 145 cms.
TRACK RUNNING LENGTH:
20' 609.5 cms.



FERRARI 643 F1
Length 5³/₄" 146 mm

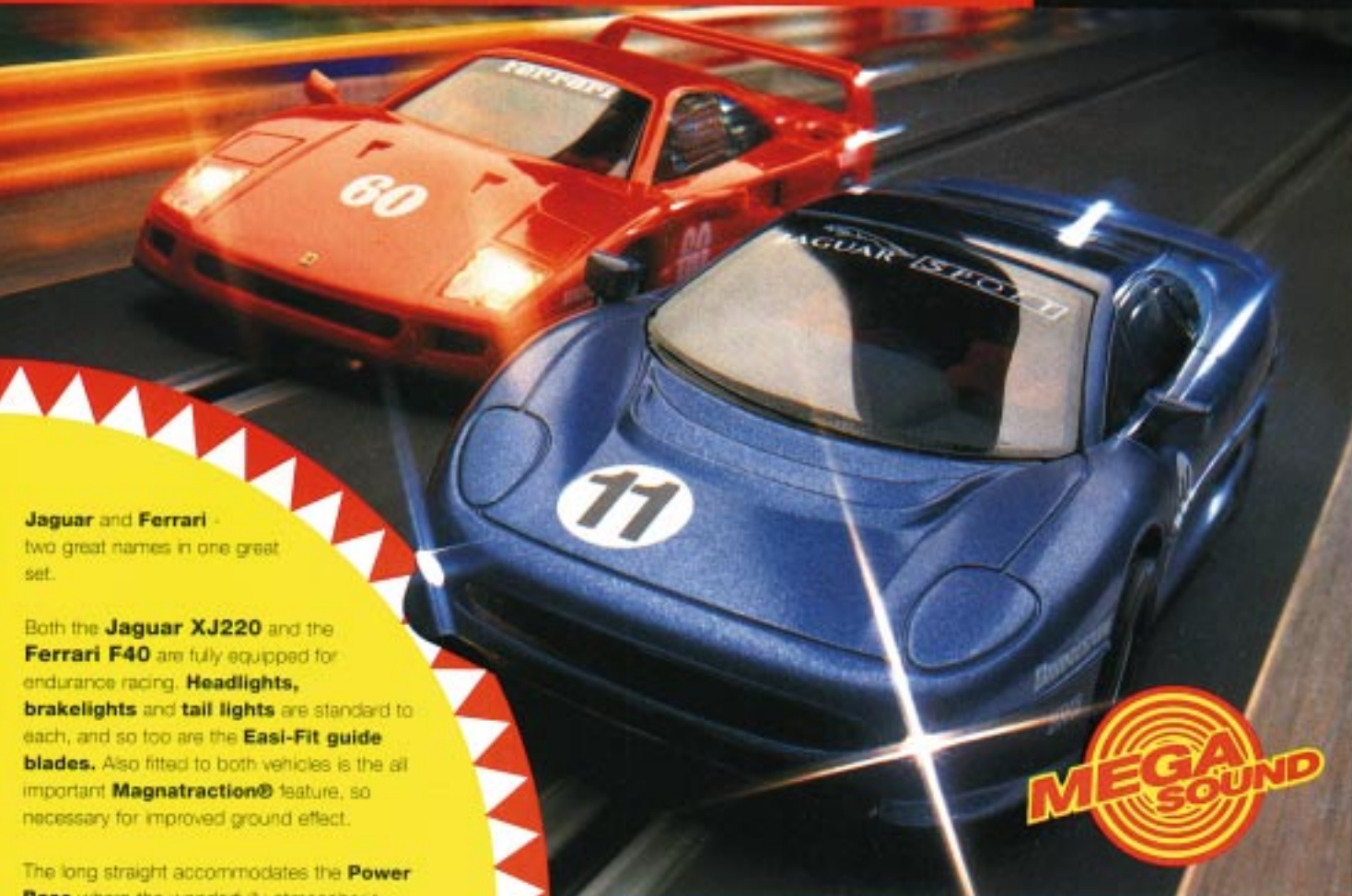


MINARDI F92/1
Length 5³/₄" 146 mm



C810 POLE POSITION
CONTENTS: Power Base and mains transformer included.





Jaguar and Ferrari - two great names in one great set.


Both the **Jaguar XJ220** and the **Ferrari F40** are fully equipped for endurance racing. **Headlights, brakelights and tail lights** are standard to each, and so too are the **Easi-Fit guide blades**. Also fitted to both vehicles is the all important **Magnatraction®** feature, so necessary for improved ground effect.

The long straight accommodates the **Power Base** where the wonderfully atmospheric **MegaSound hand throttles** are connected. The straight culminates with a **banked corner** so that maximum speed can be achieved, but early braking is recommended, otherwise disaster will strike.



TRACK LAYOUT.

SPACE REQUIRED:
9'3" x 3'3" 282 x 100 cms.
TRACK RUNNING LENGTH:
19'11" 606 cms.



JAGUAR XJ220
Length 5 15/16" 150 mm



FERRARI F40
Length 5 3/16" 137 mm



C707 JAGUAR CHALLENGE

CONTENTS: Power Base and mains transformer included. MegaSound hand throttles require 2 x Ever Ready LR6 batteries (not supplied). The batteries are required to provide the sound. They are not needed to operate the cars.



LE MANS 24 hr



Hands reach out and grab the **MegaSound hand throttles**. A tense voice gives the command, "Drivers start your engine". Thumbs which are poised over the **start buttons** positioned on the back of the throttle, make contact and the engines fire and burst into life before settling down to a steady tick over. The drivers then wait for the next command... it's given! **Triggers** are squeezed, the sounds change dramatically to motors giving their all as they race through the gears. This is the start of the **Scalextric Le Mans 24 hour race**.

The **Porsche 962C**, headlights on, races towards the first bend neck and neck with the equally powerful **AEG Sauber Mercedes**. Both cars are fitted with **Magnatraction®** but this will not help if too much throttle is used. Skill, judgement and the need to win are the team orders. Are you going to be in the winning team?

A quantity of track wedges are provided with this set so that banking can be incorporated into the circuit to aid even fast laps. Alternative layouts can be produced from the set contents. Different circuits, like the real thing, present different challenges so experimentation can result in improved racing.



SAUBER MERCEDES AEG
Length 5¾" 146 mm




PORSCHE 962C TOSHIBA
Length 5¾" 146 mm



C812 LE MANS 24 HR

CONTENTS: Power Base and mains transformer included. MegaSound hand throttles require 2 x Ever Ready LRF6 batteries (not supplied). The batteries are required to provide the sound. They are not needed to operate the cars.





TRACK LAYOUT.
 SPACE REQUIRED:
 9'3" x 6'1" 285 x 185 cms.
 TRACK RUNNING LENGTH:
 25' 1" 764 cms.



Alternative layouts




FORMULA one + pole position



In the real world of **Formula One** it has become more and more important for a driver to achieve the **fastest lap time** during the practice days before a **Grand Prix**. If a driver can do this they will have '**Pole Position**' on the **start line**, which in turn means that the advantage of having the all important racing line will be theirs.

Now for the first time in **Scalextric** history, the new **Formula One** set can recreate the complete drama of a **Grand Prix** weekend with the help of the **Pole Position Control Centre**. This clever piece of equipment conceals a multitude of features and splits the racing excitement into two modes.



FORD BENETTON B193 (1994)
 Length 5 1/4" 135 mm



Manufactured under licence from Benetton Formula Ltd.

WILLIAMS RENAULT FW15C
 Length 5 1/4" 135 mm



Manufactured under licence from Williams Grand Prix Eng.

NEW

C818

FORMULA ONE with POLE POSITION SOUND CONTROL CENTRE

CONTENTS: Power Base and mains transformer included, Pole Position Control Centre requires 3 x 'AA' batteries (Not supplied).





Qualifying mode

- 1 Select a suitable lane. Either can be used for qualifying times.
- 2 Car has "free" warm up lap.
- 3 Passing the start line for the second lap, starts the timer.
- 4 When the car passes the finish line a doppler sound of a car is heard, followed by the lap time being called out to tenths of a second.
- 5 If a driver fails to travel the circuit in less than 10 seconds "Failed to qualify" is heard.

Race mode

- 1 Number of laps are selected (20, 40 or 60).
- 2 To commence a race the start button is pressed, LED's flash and when they become constant that, together with the sound of a horn, is the signal for the race to start.
- 3 As each car completes a lap a doppler sound effect is heard.
- 4 At the start of the last lap a horn and doppler sound are heard which signals to the driver that they are on their last lap.
- 5 The first car to complete the designated laps receives a crowd roar together with the doppler effect once more.





MIGHTY POWER




"Power Rangers™ to the rescue!"

When you are out to save the World what you need is a **Battle Bike™** ridden by your favourite **Power Rangers™**. There is **Trini™**, **Tommy™**, **Billy™**, **Jason™**, **Kimberly™** and of course **Zack™**, each with one thought in their mind and that is to foil the dastardly plots hatched by **Rita Repulsa™** and her evil **space monsters™**.

Each set includes a **Power Base**, wall mounted transformer and of course **hand throttles**. There is even a card constructed 'evil space feature' for the **Battle Bikes™** to race under.

Each circuit is designed for fast, frantic racing so it is important for the track to be properly supported using the **track supports** included. It is also important to remember that even the **Power Rangers™** had to learn to race their **Battle Bikes™** so a little practice at moderate speed before full throttle is used will pay dividends.

"Go to it, Power Rangers™".



TRACK LAYOUT.
SPACE REQUIRED:
7'6" x 2'5" 228 x 74 cms
TRACK RUNNING LENG
17'9" 540 cms.



JASON™ & TRINI™ BATTLE BIKE™
Length 3³/₁₆" 86 mm



BILLY™ & KIMBERLY™ BATTLE BIKE™
Length 3³/₁₆" 86 mm




NEW

C849 BATTLE BIKE™ MEGA TRACK

CONTENTS: Power Base and mains transformer included. Available early 1985.

- 1
- 1
- 16
- 7
- 1
- 10
- 1
- 2
- 8
- 8





TRACK LAYOUT.

SPACE REQUIRED:
5'2" x 2'10" 156 x 86 cms.
TRACK RUNNING LENGTH:
10'8" 324 cms.



TOMMY™ & TRINI™ BATTLE BIKE™
Length 3¾" 86 mm



ZACK™ & KIMBERLY™ BATTLE BIKE™
Length 3¾" 86 mm



NEW

C848

BATTLE BIKE™ POWER TRACK

CONTENTS: Power Base and mains transformer included. Available early 1995.

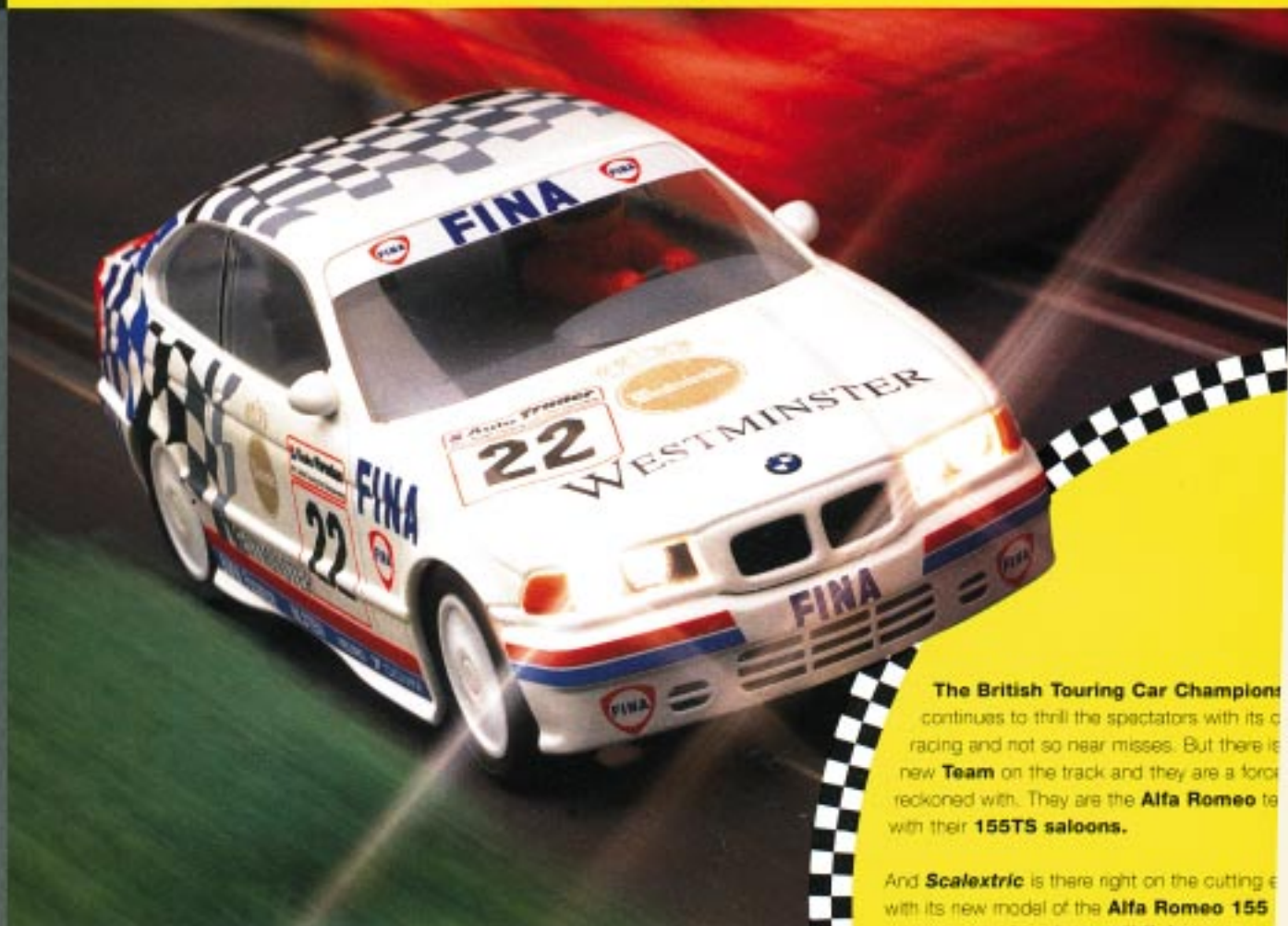


Power Rangers™

TM © 1994 Saban Entertainment, Inc. and Saban International N.V. All rights reserved. MIGHTY MORPHIN POWER RANGERS and all logos, character names and distinctive likenesses thereof are trademarks of Saban Entertainment, Inc. and Saban International N.V.



ROAD and rally



The British Touring Car Champions continues to thrill the spectators with its racing and not so near misses. But there is a new **Team** on the track and they are a force to be reckoned with. They are the **Alfa Romeo** team with their **155TS** saloons.

And **Scalextric** is there right on the cutting edge with its new model of the **Alfa Romeo 155** complete with **head** and **tail lights** plus all the features that put **Scalextric** ahead of the field.

Several of the cars on these pages have **headlights** and **tail lights** and one even has **brake lights**. Check the icons underneath each vehicle to see which of the **Rally BTCC** cars have any of these special features.



C470 FORD XR2i UNIROYAL
Length 4½" 114 mm



C416 FORD XR2i REPSOL
Length 4½" 114 mm Available early 1995



C324 FORD ESCORT COSWORTH SHELL/HELIX
Length 5" 127 mm Available early 1995





C480 MINI METRO 6R4 ESSO
Length 4 7/16" 113 mm



C399 MINI BLUE
Length 3 7/16" 100 mm



C417 MINI COOPER PIRELLI
Length 3 7/16" 100 mm Available early 1995

NEW



C478 MINI COOPER MOBIL
Length 3 7/16" 100 mm Available early 1995

NEW



C471 FORD ESCORT COSWORTH BARRY SQUIBB
Length 5" 127 mm



C403 FORD ESCORT COSWORTH HENDY
Length 5" 127 mm Available early 1995

NEW



C204 FORD ESCORT COSWORTH PANASONIC
Length 5" 127 mm

ROAD and rally



C579 FORD MONDEO DAGENHAM MOTORS
Length 5 1/2" 139 mm

NEW



C394 PORSCHE 911 DEMON TWEAKS
Length 5 1/2" 135 mm Available early 1995

NEW



C197 ALFA ROMEO 155
Length 5 1/2" 138 mm Available mid. 1995

NEW



C137 FORD COSWORTH POLICE CAR
Length 5 1/2" 139 mm



C462 BMW 318i WESTMINSTER
Length 5 1/2" 139 mm



C251 BMW 318i ESSO ULTRON
Length 5 1/2" 139 mm Available early 1995

NEW



C424 FORD COSWORTH MONDEO FORD SPK
Length 5 1/2" 139 mm



2 2

MIGHTY MORPHIN
POWER RANGERS



C882 ZACK™ & KIMBERLY™ BATTLE BIKE™
Length 3 3/8" 86 mm

NEW



C884 JASON™ & TRINI™ BATTLE BIKE™
Length 3 3/8" 86 mm

NEW



C883 TOMMY™ & TRINI™ BATTLE BIKE™
Length 3 3/8" 86 mm

NEW



C885 BILLY™ & KIMBERLY™ BATTLE BIKE™
Length 3 3/8" 86 mm

NEW

Power Rangers™

TM © 1994 Saban Entertainment, Inc. and Saban International N.V. All rights reserved. MIGHTY MORPHIN POWER RANGERS and all logos, character names and distinctive likenesses thereof are trademarks of Saban Entertainment, Inc. and Saban International N.V.



C488 RACING TRUCK SIKOLENE
Length 4 3/4" 122 mm



C491 RACING TRUCK BARDAHL
Length 4 3/4" 122 mm



Over the years the great 7 litre engine power cars have been challenged by the smaller but turbo powered 3.5 litre monsters. Porsche been a dominant force in Endurance Racing so too have the teams from Ferrari and lately Jaguar.

All these marks plus Lamborghini and Mero are well represented in this Scalextric range. are decorated to give an authentic appearance plus each car is equipped with headlights ; brakelights and some even have tail light The Easi-Fit guide blade assembly is n standard on all these models.



C402 PORSCHE 962C OMRON
Length 5 1/4" 146 mm



C452 LAMBORGHINI DIABLO SPOILER
Length 5 1/2" 139 mm



C412 FERRARI F40 ENDURANCE MAXELL
Length 5 1/4" 137 mm Available mid. 1995





C230 JAGUAR XJ220
Length 5 1/8" 150 mm Available early 1995



C450 FERRARI F40 BRIDGESTONE
Length 5 1/8" 137 mm



C451 LAMBORGHINI DIABLO RACING
Length 5 1/2" 139 mm



C445 SAUBER MERCEDES AEG
Length 5 1/4" 146 mm



C483 JAGUAR XJ220C ENDURANCE
Length 5 1/8" 150 mm





The power and speed of the Formula One may have been limited, they still seem to be breaking records race after race. The brilliantly decorated cars challenge each other for pole position. Will it be a Benetton or a Williams maybe it's a Ferrari?

These superb Scalex F1 cars are each expertly decorated with high definition tampos printing. In the case of the Benetton Ford, additional details are supplied so that the car can be embellished with the various sponsors whose logos only appear on the car at the sponsors particular local Grand Prix.

And for the American enthusiast, Scalextric is proud to present two new USA racers.

Each car is fitted with the Easi-Fit guide built unique to Scalextric.



C410 FERRARI 643
Length 5 3/4" 146 mm Available early 1995

NEW



C237 FORD BENETTON B193 (1994)
Length 5 1/16" 130 mm Available early 1995

NEW

Manufactured under license from Benetton Formula Ltd.



C227 WILLIAMS RENAULT FW15C
Length 5 1/16" 130 mm Available early 1995

NEW

Manufactured under license from Williams Grand Prix Ltd.



EAGLE



C630 TEAM "EUROSPORT"
Length 6" 153 mm Available early 1995

NEW



C194 TEAM "DURACELL"
Length 6" 153 mm Available early 1995

NEW

SINGLE seat racers



Everybody has to start somewhere, even Michael Schumacher. Most **Formula One** drivers work their way up through the various single seater racing Formulas until they reach their goal.

The selection of **single seater** cars on these pages are designed for the aspiring **F1** driver. Each car is sturdily built to withstand the rough and tumble of the new driver learning the ropes. The **aerofoils** on some of the cars are designed to become dislodged, rather than break, so that they can be replaced with the minimum of delay. Other cars have **Magnatraction**® and some have the **Easi-Fit guide blade** for fuss free racing. So if you are a newcomer, or training to be a **Formula One** driver, this range offers the right selection.



C311 TEAM TEXACO
Length 5 3/4" 146 mm



C485 DELARA F1
Length 5 3/4" 146 mm



C430 TEAM OMEGA SECURICOR
Length 5 1/2" 140 mm





C350 F1 GOLDSTAR
Length 5 1/8" 131 mm



C479 FORMULA X BP
Length 4 13/16" 123 mm Available early 1995



C487 FORMULA X FIREHAWK
Length 5 1/8" 131 mm Available early 1995



C229 TEAM KOTZTING SYSTEMS
Length 5 1/8" 131 mm



C453 TEAM DODGERS
Length 5 1/8" 131 mm



C442 TEAM PIRELLI
Length 5 1/8" 131 mm



C228 TEAM QUDOS
Length 4 13/16" 123 mm



C447 TEAM PENNZOIL
Length 5 3/4" 146 mm



C351 F1 EXCHANGE SERVICES
Length 5 1/8" 131 mm

RACING classics



Alfa Romeo are no strangers to the racing world. As today, the name of **Alfa Romeo** those early days of motor racing, was synonymous with winning. In their distinctive **bright red body** work they raced to victory time and time again.

However they did not have it all their own way, one of **Alfa's** main rivals was the open top **Bentley**, shown on this page in **dark blue**.

Both models are sturdily built but still retain the delicacy of **detail**. Motor racing has come a long way since these giants were raced in earnest. Modern cars are more stable and are able to take the corners at greater speed. In contrast these **Scalextric** vintage models must be driven at speeds that take into account their high centre of gravity.



C241 ALFA ROMEO
Length 6" 155 mm Available early 1995

NEW




C242 BENTLEY
Length 6 1/4" 160 mm Available early 1995

NEW



C305 BENTLEY
Length 5 1/4" 160 mm



The enthralling and generally informative BBC television and video series, **The Power and the Glory**, traced the history of motor racing from its early days right through to the high tech racing cars of today. By the clever use of existing archive film, mixed in with new film

footage of the 'old-soldiers', a wonderful picture emerged of the trials and tribulations the **pioneers in the auto-world** went through to achieve what is now common place on the roads of this and other countries.

Scalextric is, therefore, honoured to be associated with such a prestigious programme because of its own long standing relationship with the motoring world. The models illustrated on this page are representative of those cars manufactured over the decades and trace the development of **Scalextric** over the years. All the cars are now fitted with the latest **Scalextric motor** and some even have **Magnatraction®**.

The Power and the Glory series - Vintage racing at its best.



C094 FERRARI 312B
Length 5 1/4" 135 mm




C097 VANWALL
Length 5 1/4" 145 mm



C095 FORD 3L
Length 5 1/4" 145 mm **NOTE:** Not suitable for use with C-107 banked curves



C093 FORD TYRRELL 007
Length 5 1/2" 140 mm



The comprehensive range of **trackside accessories** means that the simplest of circuits can come to life with the addition of a **control tower**, **grandstands** and **pit stop buildings**.

All the buildings are of a clip together type requiring no special tools or glue for their construction.

The **Electronic Circuit Recorder** and the **Start Light Gantry** are really smart additions to any circuit. With its **tracking lights**, the **Start Light Gantry** helps the racers to have an equal start, while the **Electronic Circuit Recorder** keeps count of the number of laps raced, which can be as many as **99**.



C209 START LIGHT GANTRY

Width 12 1/2" 32 cms

Suitable for two lane racing only, this item connects to a 12V DC power pack or Power Base. Press the button on the top and the red light shows with yellow lights tracking towards the middle. When they reach the centre the red light changes to green, then you're off! Track borders and crash barriers included.



C273 ELECTRONIC LAP RECORDER

Total Length 41 1/4" 105 cms

Connects direct to a 12V DC power pack or a Power Base. The centre track section senses the passing of vehicles in both lanes and records each pass on the digital read-out clocks. Includes 2 straights, 2 pitstop buildings, crash barriers and flags.



C662 SPECTATORS

Set of unpainted figures suitable for use with C.236 Spectator Stand Kit.



C706 ACCESSORY PACK

Contains racing figures (unpainted), tools, drum and cones.



C709 RACING FIGURES

Set of 6 ready painted figures.



C703 PITSTOP BUILDING

Length 6" 15.3 cms
Includes 6 action figures (unpainted), tools and equipment and self-adhesive labels. Push fit assembly required.



C705 GRANDSTAND


Length 9 3/4" 24.9 cms
Includes spectators (unpainted), flagpoles, loud speakers and self-adhesive labels. Push fit assembly required.



C702 CONTROL TOWER

Height to clocktower 8" 20.4 cms
Supplied in two parts, the building also includes steps loud speakers for simple plug in assembly.




C700 DUNLOP BRIDGE

Length 15 1/2" 39.4 cms

Replica of the bridge over the Donington circuit in Leicestershire. No assembly required.


C221 ACCESSORY SET

Contains Dunlop Bridge, grandstand, rough terrain track, skid chicane, crash barriers, oil drums, bales and cones.



The addition of one or more **Scalextric specialist track** pieces to a layout can add drama and excitement to any race. A **chicane** here or a **changeover** there can make demands on a drivers skill which would previously have been untapped. All **these track** sections can conceal **hidden dangers** for the unprepared, but for the more aware driver, they are a distinct advantage.



C277 LAP COUNTER

Length 6⁷/₁₆" 17.5 cms
Records up to 50 laps in each lane. Lift central spigots to reset dials.



C521 SMOKE OIL

Supply of extra smoke oil for use with the C.367 Rev Start.

C367 REV START TRACK

Length 6⁷/₁₆" 17.5 cms
Vehicles 'rev-up' on the grid, their spinning rear wheels held off the track by supports. As the start button is pulled back the supports lower into the track bed and both vehicles get away to an equal start. Two Magnatraxion® plates are included for use with the latest Scalextric non-underpanned cars. Harmless smoke oil and filter are also included.



C248 HUMP BRIDGE

Length 13³/₄" 35 cms
Caution Hump Back Bridge!



C182 CHANGEOVER TRACKS
 Two pieces each 13³/₄" 35 cms long
 Both pieces of track must be used when building a circuit.



C174 SHORT CHICANE
 Two pieces each 13³/₄" 35 cms long
 Straight or curved chicanes may be inserted between the narrow ends.



C176 STRAIGHT CHICANE
 Length 13³/₄" 35 cms
 Fits between the two sections of the short chicane.

C164 ROUGH TERRAIN TRACK
 Width 13³/₄" 35 cms
 The detachable humps swivel to vary the roughness of the surface.



C179 CURVED CHICANE 45°
 Fits between the two sections of the short chicane.

C178 SKID CHICANE
 Length 13³/₄" 35 cms
 The smooth surface can cause the unwary driver to come to grief unless it is crossed with caution.



Multi-Level Circuit

The **multi-level track support** is simple to install but care and a little patience must be used to ensure correct **spacing, support** and **banking** is achieved.

The system is made up of **four separate units** which connect together in whatever configuration is necessary to construct a sturdy racing track up to **four levels high**. No glue, screws or any other fixing are required.

The four parts are a **base unit**, a **vertical section**, a **sliding support** and a **cross brace**. **Vertical sections** fit onto a **base unit** and have five different notches into which the **sliding support** will lock.

The main advantage of this system is that a **large circuit** can be constructed in a relatively **small space** where the **height of the room** is used in place of a large expanse of floor.

Vertical Section



Cross Brace



Base



Clip

C266 SET OF TRACK SUPPORT PIERS

Contains 8 base units, 8 vertical sections, 16 sliding supports and 4 cross braces. Parts will build a bridge for one track over another, crossways or lengthways. They also provide a basis for use with the C.133 Extension Set.

C133 TRACK SUPPORT EXTENSION SET

Contains 24 vertical sections, 32 sliding supports and 12 cross braces. For use in conjunction with C.266 to build higher level supports. Track supports are not suitable for use with C.187 banked curves.



C274 CRASH BARRIERS


Pack of 12. Pack includes flagpoles, self-adhesive flags and advertisements. Barriers clip to the edges of track sections.



C710 TRACK AND BRIDGE SUPPORT PACK

The six-sided sections slip under the outer edge grooves curved tracks to lift them and create a banking effect. Each pair of opposite faces gives a different height. Bridge supports have alternative height brackets.

C186 STRAIGHT BORDERS
Length 13³/₄" 35 cms



C168 STARTING STRAIGHT
Length 13³/₄" 35 cms



C160 STRAIGHT
Length 13³/₄" 35 cms



C159 HALF STRAIGHT
Length 6⁷/₈" 17.5 cms



C158 QUARTER STRAIGHT
Length 3⁷/₁₆" 8.7 cms



C157 SHORT STRAIGHT
Length 3¹/₁₆" 7.8 cms



C198 INNER CURVE BORDERS
Pack of 8 sections which fit inside standard curves to broaden the roadway.

C185 OUTER CURVE BORDERS
Pack of 8 sections which fit outside standard curves.

C905 DOUBLE INNER CURVE BORDERS
To be used with the C.152 Inner Curve 45°. Pack contains 4 pieces.

C906 DOUBLE INNER CURVE OUTER BORDERS
Pack of 4 pieces to be used on the outside of C.152 Inner Curve 45°.

C907 OUTER CURVE BORDERS 22¹/₂"
Pack of 4 pieces to be used on the outside of C.153 Outer Curves.

C156 DOUBLE INNER CURVE 90°

C154 HALF STANDARD CURVE 22¹/₂"



C151 STANDARD CURVE 45°



C152 INNER CURVE 45°



C153 OUTER CURVE 22¹/₂"



C187 BANKED CURVE 60°



EXTENDING a circuit

For many the gift of a **Scalextric** set is a dream come true. When received the contents of the box are quickly assembled so that racing starts with the minimum of delay. However, it is not long before the eager **Scalex** driver starts to think of extending the circuit. The comprehensive assortment of **Scalextric** track pieces enables the would-be racing driver to extend the set circuit to whatever size is required. The **Scalextric Track Plans** book can prove to be of great assistance in this process, not only offering circuit suggestions but also useful **hints and tips** for track and car maintenance.



C501

TRACK CIRCUIT BOOKLET - 3RD EDITION

Contains plans for 36 circuits. There are 22 two lane, 8 four lane and 6 International Grand Prix tracks - Silverstone, Barcelona (4 lane), Adelaide, Magny-Cours (France), Kyalami (S. Africa) and Brands Hatch (4 lane).

Also includes information about circuit building, multi-level circuits and pit and guide blades for cars.

Full colour, 28 pages 11¼" x 8¼" 30 x 21 cms.



FIGURE 8 CIRCUIT

Size 7'6" x 2'5" 228 x 74 cms



POLE POSITION CIRCUIT

Size 7'5" x 4'9" 227 x 145 cms




FIGURE 8 CIRCUIT

Suggested Extension 1

Requires 4 x C.160

Size 9'9" x 4'5" 297 x 134 cms



POLE POSITION CIRCUIT

Suggested Extension 1

Requires 5 x C.160, 3 x C.151, 1 x C.187, 1 x C.7

Size 13'6" x 5'2" 415 x 160 cms



FIGURE 8 CIRCUIT

Suggested Extension 2

Requires 9 x C.160, 6 x C.151, 1 x C.159

Size 8' x 8' 244 x 244 cms



POLE POSITION CIRCUIT

Suggested Extension 2

Requires 3 x C.160, 8 x C.151, 2 x C.159

Size 9'6" x 5'11" 290 x 180 cms

Scalextric Boxed Sets are supplied with a good basic layout but it is only natural that in time the urge to **build bigger and more impressive** layouts will become a reality.

The **four** layouts shown are a suggestion of what can be built but even these can be used as a basis for **even larger circuits**.

The decision is with the builder as to whether a circuit should be easy to race or made more difficult with the inclusion of **additional hazards**. Should bends have more camber or less? These issues can be resolved as the **'Driver'** becomes more used to the circuit. What is certain is that the builder, because of **'local knowledge'**, will have that extra edge over any challenger.

CIRCUIT A 2 LANE

AREA REQUIRED

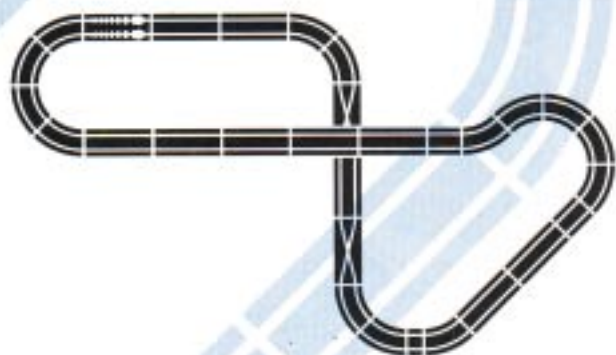
10'5" x 6'3 1/2" **3.18M x 1.91M Approx.**

LANE LENGTH

27'0" **8.22M Approx.**

Requires:

- 14 x C.151 Standard Curve
- 1 x C.158 Quarter Straight
- 2 x C.159 Half Straight
- 10 x C.160 Straight D
- 1 x C.168 Starting Straight
- 1 pair C.182 Changeover Tracks



CIRCUIT B 2 LANE

AREA REQUIRED


11'11" x 6'0" **3.63M x 1.83M Approx.**

LANE LENGTH

28'0" **8.53M Approx.**

Requires:

- 14 x C.151 Standard Curve
- 2 x C.158 Quarter Straight
- 2 x C.159 Half Straight
- 10 x C.160 Straight D
- 1 x C.168 Starting Straight
- 1 pair C.182 Changeover Track



CIRCUIT C 2 LANE

AREA REQUIRED


14'7" x 5'7" **4.45M x 1.70M Approx.**

LANE LENGTH

39'4" **11.99M Approx.**

Requires:

- 20 x C.151 Standard Curve
- 1 x C.157 Short Straight
- 16 x C.160 Straight D
- 1 x C.168 Starting Straight
- 1 x C.174 Short Chicane
- 1 x C.176 Straight Chicane
- 1 x C.248 Hump Bridge



CIRCUIT D 4 LANE

AREA REQUIRED


16'8" x 5'0" **5.08M x 1.52M Approx.**

LANE LENGTH

40'0" **12.2M Approx.**

Requires:

- 16 x C.151 Standard Curve
- 32 x C.153 Outer Curve 22 1/2"
- 4 x C.158 Quarter Straight
- 12 x C.159 Half Straight
- 30 x C.160 Straight D
- 2 x C.168 Starting Straight
- 2 x C.248 Hump Bridge





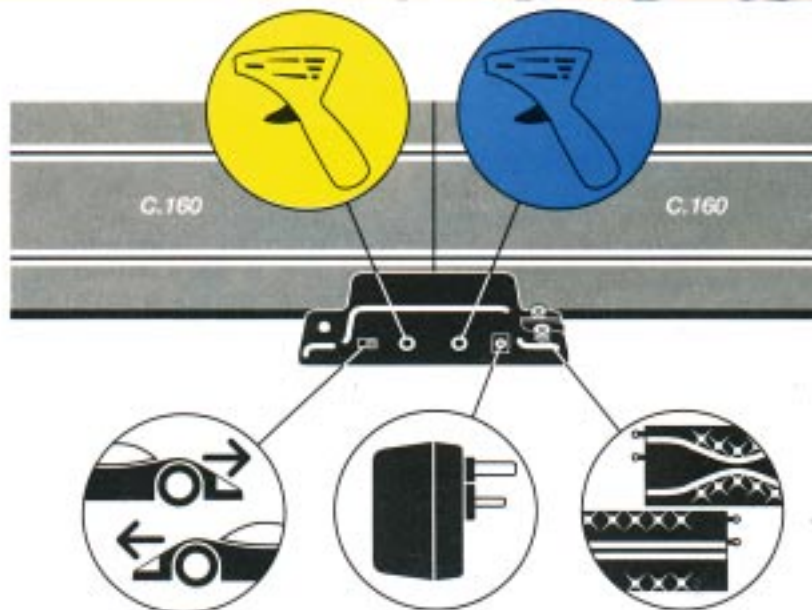
C279 RACE TUNED ACCESSORY PACK

Containing a selection of bearings, brads, hubs, tyres, axles, guide blades and spare electric motor.



C918 POWER PACK

Has the power to operate two Scalextric vehicles and an electric or electronic accessory. Conforms to European Standard EN60 742. For indoor use only from 220-240 volts AC mains.



POWER BASE SYSTEM

The Scalextric Power Base System is the easy way to get powered up and racing.

It is as simple as **A, B, C**.

A ... Push the Power Base onto the track at the point where two C.160 straights join

B ... Plug the wall mounted transformer into the mains and connect the low voltage into the Power Base.

C ... Plug the hand controllers into the Power Base, and start racing.

A separate 12 volt DC output allows for the connection of up to two powered accessories depending on the amperage required. Should more power be needed for extra accessories it is recommended that a C.918 Transformer be used, independent of the Power Base.

A polarity switch is also incorporated so that a circuit can be raced in both directions the minimum of fuss. This switch is particularly useful when a four lane circuit is constructed and two Power Bases are used.



C177 POWER BASE SYSTEM



C252 POWER BOOST CONNECTORS

Consists of 2 x 3 metre length double connectors. For use on large circuits to counteract any voltage drop between the power input track and the opposite end. Ensure both ends of connectors are plugged into the same lane.



C297 HAND THROTTLE RED



C298 HAND THROTTLE BLACK



C910 PICK-UP BRAIDS

Pack of 6 replacement braids for fitting to vehicle with black guide blades.



C180 HAND THROTTLE YELLOW
For use with the Power Base system only.



C183 HAND THROTTLE BLUE
For use with the Power Base system only.



C968 EASY FIT GUIDE BLADES PACK

For really fast pick-up braid replacement. Contains 4 W.1439 dark grey guide blades with ready fitted metal braids.



C981 MEGASOUND HAND THROTTLE YELLOW
For use with the Power Base system only.



C982 MEGASOUND HAND THROTTLE RED
For use with the Power Base system only.



C912 WALL MOUNTED TRANSFORMER

For use with Power Base only.

MEGASOUND HAND THROTTLE

The dramatic sound of motor racing is literally at your finger tips with the dynamic Scalextric MegaSound hand throttle. Independently powered by two Ever Ready LR6 batteries the MegaSound hand throttles create the right atmosphere for some really serious racing.

With the Power Base in position and the hand throttles located everything is ready for action. By pressing the start button the sound of an engine can be heard bursting into life. As long as the button is depressed this sound will continue. Remove the thumb from the button and the engine sound turns to revving. You are now ready to race. Squeeze the trigger and as your car races away the sound once more changes but this time to an engine giving its all with the note altering occasionally as if different gears are being selected. By removing the pressure totally off the hand throttle trigger the sound returns to constant revving once more.

Suitable for use only with the Scalextric Power Base System.

MegaSound hand throttles each require 2 x Ever Ready LR6 batteries or equivalent (not supplied). The batteries are required to provide the sound. They are not needed to operate the cars.



TRACKSIDE

C.209 FEUX DE DEPART

Largeur: 32 cm

Ils ne s'adaptent que sur les circuits 2 voies et se branchent directement sur le transformateur. Appuyez sur le bouton placé au-dessus du pontique, la lumière rouge s'allume, ainsi que des lumières jaunes qui convergent vers le centre, où la lumière rouge passe au vert le départ est donné. Les bandes du bord de piste, les glissières de sécurité sont fournies.

C.273 COMPTE-TOUR ELECTRONIQUE

Longueur totale: 10,5 cm

Il se connecte directement sur le transformateur. La section centrale du rail est sensible au passage des véhicules dans les 2 voies et enregistre chaque tour effectué sur un écran à affichage digital. (2 rails droits, 2 stands de réparation, des glissières de sécurité et des drapeaux sont fournis avec le compte-tour électronique).

C.662 LES SPECTATEURS

Un lot de 6 figurines (non-peintes), également adaptées à la référence C.236 'La Tribune Spectateurs'.

C.706 LOT D'ACCESSOIRES

Il contient des personnages (non-peints) de l'univers de la course automobile, des boîtes de pâilles, des bidons et des cônes.

C.709 LES PERSONNAGES SUR LE CIRCUIT

Un lot de 6 figurines peintes.

C.703 LE STAND D'ARRET

Longueur: 15,3 cm

Il comprend 6 figurines (non-peintes) en mouvement, les outils et l'équipement, ainsi que des autocollants.

C.705 KIT TRIBUNE

Longueur: 24,9 cm

Les spectateurs (non-peints), les drapeaux, les hauts-parleurs et les autocollants sont fournis.

C.702 TOUR DE CONTROLE

Hauteur (sans horloge): 20,4 cm

Elle est fournie en 2 parties, et comprend également les escaliers, les hauts-parleurs pour un montage par encliquetage simple.

C.700 LE PONT DUNLOP

Longueur: 39,4 cm

Il s'agit de la réplique du pont du circuit de Donington dans le Leicestershire - aucun assemblage n'est requis.

C.221 LA BOITE ACCESSOIRES

Elle comprend le pont Dunlop, la Tribune, des rails -illustration de sol dur-, la chicane de départ, les glissières de sécurité, les tonnaux, les boîtes de pâilles et les cônes.

C.209 START-SIGNALBRÜCKE

Breite 32 cm

Für 2 Pannspuren geeignet und ist direkt an den Transformator anzuschließen. Auf Knopfdruck leuchtet die rote Startlicht und wechselt gelb blinkend auf die Grünphase. Leitschienen inkludiert.

C.273 ELEKTRONISCHER RUNDENZÄHLER

Länge 105 cm

Ist direkt an den Transformator anzuschließen. Sensor zählt die Runden auf beiden Spuren und zeigt mittels Digitalablese-uhr die jeweils gefahrene Rundenanzahl an. Beinhaltet 2 gerade Schienen, 2 Serviceboxen, sowie Leitschienen und Fahnen.

C.662 ZUSCHAUER

Umbemalte Zuschauerfiguren, die zu Art. Nr. C.236 Zuschauertribüne passen.

C.706 ZUBEHÖRPACKUNG

Beinhaltet umbemalte Rennfiguren mit Begrenzungsbällen, -trommel und -kegel.

C.709 RENNFIGUREN

Garnitur von 6 fertig bemalten Figuren.

C.703 SERVICEBOX

Länge 15,3 cm

Beinhaltet 6 bemalte Serviceleute, Werkzeuge, Ausrüstung und selbst-klebende Etiketten. Zusammensteckbar.

C.705 HAUPTTRIBÜNE

Länge 24,9 cm

C.702 KONTROLLTURM

Höhe 20,4 cm

Lieferiert in 2 Teilen. Gebäude sowie Stufen und Lautsprecher. Einfach zum Zusammenstecken.

C.700 DUNLOP BRÜCKE

Länge 39,4 cm

Nachbildung der Brücke von der Donington Rennstrecke Leicestershire. Komplettes Fertigteil.

C.221 GROSSES ZUBEHÖRSET

Beinhaltet Dunlop Brücke, großen Zuschauerstand, Hindernisschienen, Schleuderschikane, Leitplanken, Öltrommel, Begrenzungsbällen und -kegel.

C.209 SEMAFORO PARTENZA RETTILINEO LUNGO 32 cm

Adatto solo per piste a due corsie, si collega direttamente al trasformatore. Premendo il pulsante in cima le luci rosse iniziano il conteggio alla rovescia accendendosi in sequenza: dopo qualche secondo si accende la luce verde. Comprende bordi per il rettilineo di partenza e guardrails.

C.273 CONTAGIRI ELETTRONICO

Lunghezza Totale 105 cm

Si collega direttamente al trasformatore. Il rettilineo di partenza include due sensori che registrano elettronicamente il passaggio delle auto su due display digitali luminosi. Comprende due rettilineo, due box, personaggi, guardrails, decalcomanie e bandiere.

C.662 SPETTATORI

Serie di personaggi non dipinti. Ideale per l'Art C.236, tribuna.

C.706 COMPLETO ACCESSORI

Contiene piloti meccanici (non dipinti), balle di paglia, coni ed altri accessori.

C.709 PERSONAGGI

Serie di 6 piloti e meccanici già dipinti.

C.703 BOX

Lungo 15,3 cm

Comprende 6 personaggi (non dipinti), attrezzi, equipaggiamento ed etichette autoadesive. Facile da montare.

C.705 TRIBUNA

Lunga 24,9 cm

Comprende spettatori (non dipinti), pennoni e bandiere, altoparlanti ed etichette autoadesive. Facile da montare.

C.702 TORRE DI CONTROLLO

Alta 20,4 cm

Si compone di due parti di facile montaggio. Comprende un pennone per la bandiera e due altoparlanti.

C.700 PONTE DUNLOP

Lungo 39,4 cm

È la riproduzione del ponte del circuito di Donington - non richiede montaggio.

C.221 COMPLETO ACCESSORI

Contiene un ponte Dunlop, una tribuna, un rettilineo sconnesso, una chicane autoaddevisiva. Ed anche guardrails, barili, balle di paglia e coni.

C.209 STARTLJUSRAMP

Bredd 32 cm.

Avsedd för 2-spårig bana. Detta tillbehör ansluts direkt till transformator. Tryck knappen på ovansidan och ljuset går från rött till grönt för att till slut, när det når mitten rampen, slå över till grönt. Då är det dags för jämför Ban-tredjare och staket ing.

C.273 ELEKTRONISK VARVRÄKN

Total längd 105 cm.

Ansluts direkt till transformator. Barseledningen i mitten känner av passande bilar i båda spårerna och noterar varje varv på den lysande displayen. Innehåller 2 rak deplåbyggnader, krasch-staket och flagg.

C.662 ÅSKÅDARE

Område figuror avsedda för Åskådare C.236.

C.706 TILLBEHÖRSATS

Innehåller figuror (omålad), balar och k.

C.709 FIGURER

6 färdigmalade racerfiguror.

C.703 DEPÅBYGGNAD

Längd 15,3 cm.

Innehåller 6 omålad figuror, verktyg, självhäftande dekaler och domkraft. Märkerkit genom att delarna tryckas sam.

C.705 LÅKTARBYGGNAD

Längd 24,9 cm.

Innehåller åskådare (omålad), flaggor, högtalare och självhäftande dekaler. Märkerkit genom att delarna tryckas sam.

C.702 KONTROLLTORN

Höjd (till klocktornet) 20,4 cm.

Byggnaden innehåller trappa och högt.

C.700 DUNLOP BRO

Längd 39,4 cm.

Kopia av bron på Donington-banan i Leicestershire, England. Levereras färdigmonterad.

C.221 TILLBEHÖRSATS

Innehåller Dunlop bro, Låktarbyggnad, Avsmalnings Färdtröskor, Terrängbank Krasch-staket, Öljelät, Balar och k.

SPECIALIST TRACK

C.277 COMPTE-TOUR

Longueur 17,5 cm

Peut enregistrer jusqu'à 50 tours sur chaque voie. Soulever le bouton central pour une remise du compteur à zéro.

C.521 HUILE POUR FUMÉE

Huile en sus pour utilisation avec le tronçon départ C.170.

C.367 TRONÇON DEPART

Longueur 17,5 cm

Les moteurs s'emballent sur la grille de départ, les roues arrière sont surélevées sur des supports qui s'abaissent et s'intègrent aux rails dès que le départ est donné. Ainsi, les 2 véhicules prennent le départ en même temps. Un générateur de fumée placé sous le rail émet des 'gaz d'échappement' alors que les roues patinent. L'huile pour fumée - sans danger - et son système de remplissage sont joints. Peut être utilisé sur la plupart des circuits Scalextric.

C.277 RUNDENZÄHLER

Länge 17,5 cm

C.521 ÖL FÜR RAUCHEFFEKTE

C.367 STARTSCHIENE MIT LAUFROLLEN

Länge 17,5 cm

Geschweiger Start mit bereits drehenden Rädern möglich.

C.277 CONTAGIRI MECCANICO

Lungo 17,5 cm

Registra fino a 50 giri per ogni corsia. Rimessa a zero rapida.

C.521 OLIO PER FUMO

Olio di ricambio per partenza su nullo C.170.

C.367 PARTENZA SU RULLI

Rettilineo di partenza lungo 17,5 cm

Consente di collocare le auto con le ruote posteriori sui rulli di modo che, premendo i pulsanti di controllo, le ruote girino a vuoto e le auto rimangano ferme. Non appena si preme il pulsante 'start' i rulli si abbassano e le auto possono partire contemporaneamente. Un generatore di fumo è racchiuso nel rettilineo e crea la perfetta illusione di potenti scarichi di motori. Contiene un fiasco di olio per fumo (del tutto innocuo), una pipetta per riempire il serbatoio dell'olio e due calamite per auto.

C.277 VARVRÄKNARE

Längd 17,5 cm.

Räknar upp till 50 varv på varje spår. Låttilldelaren för att nollställa räkneverket.

C.521 ROKOLJA

Extra olja för C.170 (Spinnstart).

C.367 SPINNSTART

Längd 17,5 cm.

Blåna 'spinner' med bakhjuln upplyft du drar tillbaka starkknappen sånär till bilmans som sticker iväg i en perfekt sta Rökgeneratorn under banan släpper ut 'avgasrök' medan hjulen spinner. Öfverlig rökolja och filter medföljer.

**C.248 PONT EN DOS D'ANE**
Longueur 35 cms
Attention! dos d'âne**C.182 RAIL DE CROISEMENT**
2 pièces de 35 cm de long chacune
Les rails doivent être utilisés ensemble lors du montage du circuit.**C.174 CHICANE COURTE**
2 pièces de 35 cm long chacune
Des chicane droite ou courbe peuvent être insérées entre les extrémités étroites des rails.**C.176 CHICANE DROITE**
Longueur 35 cm
Se place entre les 2 chicanes courtes.**C.164 TRONÇON ACCIDENTÉ**
Longueur 35 cm
Les bases sont pivotantes et détachables pour varier la structure accidentée de la surface de la piste.**C.179 CHICANE COURBE 45°**
Se place entre les 2 sections de la chicane courte.**C.178 RAIL DE DÉRAPAGE**
Longueur 35 cm
La surface lisse de ce tronçon de route indique qu'il doit être pris avec prudence.**C.248 BRÜCKE MIT BUCKEL**
Länge 35 cm**C.182 ÜBERHOLSCHIENE**
2 Stück Länge 35 cm**C.174 KURZE SCHIKANE**
2 Stück Länge 35 cm**C.176 STRABENENGE**
Länge 35 cm**C.164 SCHIENE MIT UNEBENHEITEN**
Länge 35 cm**C.179 KURVENSCHIKANE 45°****C.178 SCHIKANE EINSPURIG**
Länge 35 cm**C.248 RETTILINEO CON PONTE**
Lungo 35 cm
Rettilineo di 35 cm con pericolosa curvatura**C.182 COPPIA RETTILINEI CAMBIO CORSIA**
Due rettilinei di 35 cm ognuno
Devono sempre essere usati in coppia, anche se in punti diversi del circuito.**C.174 CHICANE CORTA**
Coppia di rettilinei lunghi 35 cm ciascuno.
La chicane può essere allungata usando rettilinei C.176 o curve C.179.**C.176 RETTILINEO CHICANE**
Lungo 35 cm
Rettilineo di 35 cm con binari ravvicinati per collegare le due sezioni della chicane 174.**C.164 RETTILINEO SCONNESSO**
Lungo 35 cm
Rettilineo di 35 cm con ostacoli regolabili e spostabili.**C.179 CURVA CHICANE 45°**
Curva di 45° con binari ravvicinati da usare con chicane 174 o rettilinei 176.**C.178 CHICANE SDRUCCIOLEVOLE**
Lungo 35 cm
La superficie liscia manda facilmente fuori strada pilot incauti.**C.248 GUPP**
Längd 35 cm.
Varning - brod! med gupp!**C.182 VÄXLINGSSPÅR**
Två bandelar, 35 cm långa.
Båda bandelarna måste användas i samma bana.**C.174 KORT CHIKANE**
Två bandelar, 35 cm långa.
Raka eller böjda chikaner kan kopplas till de smala banändarna.**C.176 RAK CHICANE**
Längd 35 cm.
Passar mellan de korta chikanerna.**C.164 OJÄMNT BANUNDERLAG**
Längd 35 cm.
De löstagbara smågruppen kan vidgas för varierade effekter.**C.179 CHIKANE KURVA 45 grader**
Passar mellan de båda korta chikanedelarna.**C.178 SLADD-CHIKANE**
Längd 35 cm.
Den släta barytan gör att den oförskrämda föraren lätt förlorar väggreppet.**STANDARD TRACK****C.274 GLISSIÈRES DE SÉCURITÉ**
Un lot de 12 glissières de sécurité contenant des drapsaux, des autocollants et des publicités. Les glissières de sécurité s'emboîtent sur le bord des sections de route.**C.266 LOT DE PILIERS DE SUPPORT**
Il contient 8 bases, 8 sections verticales, 16 supports coulissants et 4 attaches transversales. Ces pièces permettent de construire un pont de la longueur d'un rail au-dessus d'un croisement ou dans le sens de la longueur de la piste. Ils peuvent également s'adapter au lot C.133 'supports de piste'.**C.133 LOT DE SUPPORTS DE PISTE**
Il contient 24 sections verticales, 32 supports coulissants et 12 attaches transversales. S'utilise avec la référence C.266 pour construire des niveaux plus élevés. Ces supports de piste ne conviennent pas à la référence C.187 - virage surélevé.**C.710 SUPPORTS PISTE ET PONT**
Les sections à 6 côtés passent sous les canelures des rails courbes afin de les surélever et de produire un effet de virage. Chaque paire opposée est à une hauteur différente. La hauteur des supports de pont est modulable.**C.186 BORDURE DROITE**
Longueur 35 cm**C.168 TRONÇON DÉPART DROIT**
Longueur 35 cm**C.160 RAIL DROIT** Longueur 35 cm**C.159 DEMI-RAIL DROIT** Longueur 17,5 cm**C.158 QUART DE RAIL DROIT** Longueur 8,7 cm**C.157 RAIL COURT** Longueur 7,8 cm**C.198 BORDURES VIRAGE INTÉRIEUR**
Lot de 8 sections qui s'adaptent à l'intérieur des virages standards pour élargir le circuit.**C.185 BORDURES VIRAGE EXTÉRIEUR**
Lot de 8 sections qui s'adaptent autour des virages standards.**C.274 LEITSCHIENE****C.266 SCHIENENSTÜTZEN****C.133 ERHÖHTE SCHIENENSTÜTZEN****C.710 STÜTZEN FÜR SCHIENEN UND BRÜCKE****C.186 GERADENBEGRENZUNG** Länge 35 cm**C.168 STARTGERADE** Länge 35 cm**C.160 GROBE GERADE** Länge 35 cm**C.159 GERADE** Länge 17,5 cm**C.158 KLEINE GERADE** Länge 8,7 cm**C.157 KURZE GERADE** Länge 7,8 cm**C.198 INNERE KURVENBEGRENZUNG****C.185 ÄUSSERE KURVENBEGRENZUNG**
8 Teile passend für die Außenseite der Standardkurve**C.274 GUARDRAILS**
Confezione di 12 guardrails, con pannoni, bandiere e scritte pubblicitarie autocollanti. Si possono inserire in ogni tipo di rettilineo o curva.**C.266 SUPPORTI PER PISTA**
Confezione contenente 8 basi, 8 sezioni verticali, 16 supporti scorrevoli e 4 sezioni orizzontali. Quanto basta per costruire un ponte, un viadotto, una sopraelevazione. Ampliabile con la confezione C.133.**C.133 ESTENSIONE SUPPORTI PER PISTA**
Confezione con 24 sezioni verticali, 32 supporti scorrevoli e 12 sezioni orizzontali. Da usare solo come ampliamento della confezione C.266. Non supporta le curve sopraelevate C.187.**C.710 SUPPORTI PER PONTE E CURVE**
Sei supporti da inserire ai lati della pista, in particolare per creare un effetto di sopraelevazione delle curve. Si possono posizionare ad altezze differenti e sono sufficienti per costruire un ponte sopra un altro tratto di pista.**C.186 BORDI PER RETTILINEO 35 cm****C.168 RETTILINEO PARTENZA 35 cm****C.160 RETTILINEO STANDARD 35 cm****C.159 1/2 RETTILINEO 17,5 cm****C.158 1/4 RETTILINEO 8,7 cm****C.157 RETTILINEO CORTO 7,8 cm****C.198 BORDI INTERNI PER CURVA STANDARD**
Confezione di 8 bordi da collocare all'interno di curve standard per allargare la sede stradale.**C.185 BORDI ESTERNI PER CURVA STANDARD**
Confezione di 8 bordi da collocare all'esterno di curve standard.**C.274 SKYDDSRÄCKEN**
Förpackning med 12 räcken.
Innehåller dessutom fäggstänger, självhäftande flaggor och reklamskyltar. Räckena kläms fast på bandelarnas sidor.**C.266 SATS MED STÖDBEN**
Innehåller 8 benstöd, 8 vertikalsektioner, 16 flyttbara stöd och 4 tvärstöd. Satsen racker till en bro som korsar en annan bana i kors eller parallellt och kan användas i kombination med utbyggnadssats C.133.**C.133 UTBYGGNADSSATS STÖDBEN**
Innehåller 24 vertikalsektioner, 32 flyttbara stöd och 12 tvärstöd. Används tillsammans med C.266 för konstruktion av banor i flera nivåer. Stödben kan inte användas tillsammans med doserade kurvor C.187.**C.710 STÖDBEN FÖR BANDELAR OCH BROAR**
De sexsidiga sektionerna passar i urtag på bandelarnas yttresidor och doserar kurvorna. Sektionerna kan användas och ger två olika höjder. Brostöden har olika höjdfösten.**C.186 SLADDZON TILL RAKSTRÄCKA**
Längd 35 cm
Förpackning om 8st.**C.168 START -RAKSTRÄCKA**
Längd 35 cm**C.160 RAKSTRÄCKA** Längd 35 cm**C.159 RAKSTRÄCKA** Längd 17,5 cm**C.158 RAKSTRÄCKA** Längd 8,7 cm**C.157 RAKSTRÄCKA** Längd 7,8 cm**C.198 SLADDZON TILL INNERKURVA**
Förpackning om 8st. Avsedda att monteras på Standardkurvens insida för att bredda banan.**C.185 SLADDZON TILL YTTREKURVA**
Förpackning om 8st. Avsedda att monteras på Standardkurvens utsida för att bredda banan.



C.151 VIRAGE STANDARD 45°

C.905 DOUBLES BORDURES POUR VIRAGES INTÉRIEURS

C.906 DOUBLES BORDURES EXTERIEURES POUR VIRAGES INTÉRIEURS

C.152 VIRAGE INTÉRIEUR 45°

C.907 BORDURES DE RAIL 22,5°

C.153 VIRAGE EXTÉRIEUR 22,5°

C.154 DEMI-VIRAGE STANDARD 22,5°

C.187 VIRAGE SURÉLEVÉ 60°



C.151 STANDARDKURVE 45°

C.905 DOPPELTE INNENKURVE MIT BEGRENZUNG

C.906 DOPPELTE INNENKURVE MIT ÄUßERENBEGRENZUNG

C.152 INNERE KURVE 45°

C.907 KURSBEGRENZUNG 22,5°

C.153 ÄUßERE KURVE 22,5°

C.154 KLEINE STANDARDKURVE 22,5°

C.187 ERHÖHTE KURVE 60°



C.151 CURVA STANDARD 45°

C.905 BORDI INTERNI PER DOPPIA CURVA INTERNA

C.906 BORDI ESTERNI PER DOPPIA CURVA INTERNA

C.152 CURVA INTERNA 45°

C.907 BORDI PER CURVA ESTERNA 22,5°

C.153 CURVA ESTERNA 22,5°

C.154 1/2 CURVA STANDARD 22,5°

C.187 CURVA SOPRAELEVATA 60°



C.151 STANDARDKURVA 45 GRADER

C.905 SLADDZÖON TILL DUBBEL INNERKURVA (90 GRADER)

Monteras på kurvans innersida.

C.906 SLADDZÖON TILL DUBBEL INNERKURVA (90 GRADER)

Monteras på kurvans ytersida.

C.152 INNERKURVA 45 GRADER

C.907 22,5 GRADERS SLADDZÖON

C.153 YTTREKURVA 22,5 GRADER

C.154 HALV STANDARDKURVA 22,5 GRADER

C.187 DOSERAD KURVA 60 GRADER

EXTENDING A CIRCUIT

C 501 PLAN DE MONTAGE - 3eme édition

Il contient les plans de 36 circuits: 22 plans de circuits 2 voies, 8 plans de circuits 4 voies et Les plans de 6 circuits de Grands-Prix internationaux: Silverstone, Barcelone (4 voies), Adelaide, Magny-Cours (France), Kyalami (Afrique du Sud) et Brands Hatch (4 voies). Il contient également des instructions de montage pour circuits à niveaux multiples, des tresses et guides pour les voitures. Tout en couleur, 28 pages, 30 x 21 cm.

C 501 STRECKEN - KURSBUCH

Beinhaltet 36 verschiedene Kurse. 22 zweispurige, 8 vierspurige, sowie 6 Kurse von internationalen Grand Prix Strecken.

C 501 LIBRO DEI CIRCUITI - 3° Edizione

Contiene i tracciati di 36 circuiti, e precisamente 22 circuiti a due corsie, 8 a quattro corsie e 6 di famosi circuiti sede di gran premio: Silverstone, Barcellona (4 corsie), Adelaide, Magny-Cours, Kyalami e Brands Hatch (4 corsie). Comprende anche informazioni sulla costruzione dei tracciati, sui circuiti a più livelli e sulla manutenzione delle automobili. Completamente a colori, 28 pagine, 30 x 21 cm, in lingua inglese.

C 501 STORA BANBOKEN - 3:e upplagan

Beskriver 36 olika banor. 22 tvåspåriga, 8 fyrspåriga och 6 internationella Grand Prix-banor: Silverstone (England), Barcelona (Sverige) (4-spår), Adelaide (Australien), Magny-Cours (Frankrike), Kyalami (Sydafrika) och Brands Hatch (England) (4-spår). Dessutom information om banbyggnad, ba med olika nivåer, styrlinor och brest för bilarna. Helt i färg, 28 sidor 30 x 21 cm.

ACCESSORIES

C.177 BOITIER DE BRANCHEMENT

Le boîtier de branchement Scalextric est un moyen facile de commencer la course.

C'est simple comme bonjour.

- A ...mettre le boîtier sur le circuit où 2 rails droits (C.160) sont reliés.
- B ...brancher le transformateur sur une prise murale et connecter une borne à voltage réduit au boîtier.
- C ...brancher le contrôleur manuel au boîtier, la course peut commencer.

Une autre sortie de 12 volts permet de connecter jusqu'à 2 accessoires supplémentaires, suivant la puissance en ampères requise. En cas de besoin d'une puissance plus importante pour le branchement d'autres accessoires, il est recommandé d'utiliser un transformateur C.198, indépendamment du boîtier de branchement.

Un interrupteur de polarité est incorporé afin de pouvoir modifier le sens de la course. Celui-ci est particulièrement utile sur un circuit 4 voies où 2 boîtiers de branchement sont utilisés.

C.279 MODULE ACCESSOIRES POUR COURSE

Il contient des tresses, des enjoliveurs, des pneus, des axes, des lames de contact et un moteur électrique de rechange.

C.918 TRANSFORMATEUR

Il peut faire fonctionner 2 voitures Scalextric et un accessoire électrique ou électronique. Conforme à la norme européenne EN60 742. Prévu pour une utilisation en intérieur uniquement. Sur courant continu 220/240 volts.

C.252 AMPLIFICATEUR DE PUISSANCE

2 connecteurs de 3 m de long. À utiliser que sur de grands circuits pour neutraliser toute baisse de tension. S'assurer que les 2 extrémités des connecteurs sont branchées sur la même voie.

C.297 MANETTE DE COMMANDE (ROUGE)

C.177 'POWERBASE'-VERSORGUNGSEINHEIT

Das Scalextric 'Power Base' - Stromversorgungssystem ist leicht zu bedienen und gibt dem Rennen Schwung und Kraft.

- A ...'Power Base'-Versorgungseinheit von unten in die Bahn drücken, da wo zwei C.160-Geräte zusammengesteckt sind.
- B ...Einschleifen in die Steckdose und das Schwachstromkabel in die 'Power Base'-Versorgungseinheit stecken.
- C ...Handregler-Kabel in die Versorgungseinheit stecken und das Rennen kann beginnen.

Ein getrennter 12 V-Anschluß gestattet die Zuschaltung von bis zu zwei Zusatzgeräten, je nach deren Stromaufnahme. Sollten die Zusatzgeräten mehr Strom benötigen als die Einheit liefern kann, empfehlen wir die Verwendung eines C.988 Trafo für den unabhängigen Betrieb dieser Einrichtungen.

Die Einheit verfügt auch über einen Polaritäts-Wechselschalter, um Rennen in beiden Richtungen, oder auch 4-Bahn-Rennen, zu ermöglichen.

C.279 TUNING ZUBEHÖR

C.918 TRANSFORMATOR

Zum Antrieb von 2 Fahrzeugen, sowie elektrisches oder elektronisches Zubehör. Entspricht der europäischen Norm EN60 742.

C.252 STROMVERSTÄRKERKABEL

Geeignet für große Kurse.

C.297 HANDREGLER ROT

C.177 UNITA' DI ALIMENTAZIONE

E' il più semplice sistema di alimentazione elettrica possibile, facile come contare fino a tre...

- 1 ...Collocare l'unità sotto la pista nel punto di congiunzione di due rettilinei C.160.
- 2 ...Inserire il cavo del trasformatore nello spinotto "power" ed inserire il trasformatore ad una presa di corrente.
- 3 ...Inserire gli spinotti del pulsante di controllo nell'unità di alimentazione... e si può cominciare a correre.

Un'uscita separate a 12V consente la connessione di uno o due accessori elettrici (a seconda della potenza richiesta).

Se si devono collegare molti accessori è consigliabile l'uso di un trasformatore C.918 per gli accessori e di un trasformatore C.912 per le auto. L'unità di alimentazione comprende anche un interruttore per variare la polarità della corrente per le auto, di modo che si possa invertire la direzione di marcia sulla pista. Particolarmente utile per piste a quattro corsie che richiedono due unità di alimentazione.

C.279 ACCESSORI PER AUTO

Contiene una selezione di pignoni, corona, assali, distanziali, gomme, pick-up e contatti striscianti. Soprattutto contiene un motore di ricambio.

C.918 TRASFORMATORE

Trasformatore 220V di alta qualità conforme alle norme EN60 742 (standard europeo), solo per uso interno. Consente di alimentare una pista a due corsie più un accessorio elettrico od elettronico.

C.252 CAVI CORRENTE PER GRANDI PISTE

Doppio cavo di 3 metri da usare sui circuiti di grande estensione per evitare cadute di tensione tra il rettilineo di attacco corrente ed il punto più lontano del circuito. Bisogna naturalmente assicurarsi di collegare tra di loro le medesime corsie.

C.297 PULSANTE DI CONTROLLO ROSSO

C.177 POWER BASE SYSTEM - TRANSFORMATOR

Il presenterar vi den nya transformator Scalextric Power Base, det enkla sättet a ansluta bilarna.

Mycket lätt att ansluta:

- A ...Kläm fast Power Base på banan i skarven mellan två raksträckor, typ C.160
- B ...Anslut transformator till vägguttaget staddarna för korströmmen till Power Base
- C ...Anslut körhandtagen till Power Base sått igång.

Extra 12 volt uttag för anslutning av ett eller två tillbehör (berovende på hur många amp tillbehören drar). Tillbehör du får anslutningmöjligheter rekommenderar vi du också använder transformator C.918.

Power Base har dessutom en omkopplare att du på enklast möjliga sätt kan köra bilarna motsatt riktning. Omkopplaren är speciellt användbar för dig som har en bana med 4 spår och två Power Base-ermetar.

C.279 TILLBEHÖRSATS FÖR TRIMM

Innehåller lager, borstar, fjädrar, däck, axlar, styrlinor och extra motor.

C.918 TRANSFORMATOR

Har kapacitet att driva 2 Scalextric bilar o elektroniska tillbehör. Avsedd för inomhus endast och drivs med 220-240V växelström.

C.252 POWER BOOST EXTRAKABEL

Består av 2 st 3 meter långa dubbelkåbels. Används på stora banor för att undvika spänningsfall mellan olika delar av banan till att kontaktarna ansluts till samma ban.

C.297 KÖRHANDTAG-RÖD

**C.298 MANETTE DE COMMANDE (NOIRE)****C.180 MANETTE DE COMMANDE (JAUNE)****C.183 MANETTE DE COMMANDE (BLEUE)****C.981 MANETTE DE COMMANDE MEGASOUND (ROUGE)****C.982 MANETTE DE COMMANDE MEGASOUND (JAUNE)****MANETTE DE COMMANDE MEGASOUND**

Le réglage du moteur de course est à portée de main avec la manette de commande mégasound Scalextric.

Avec un branchement indépendant (2 piles LR6), les manettes de commande mégasound recréent l'ambiance des grands circuits automobiles.

Quand le boîtier de branchement et la manette de commande sont en position, tout est prêt pour l'action. En appuyant sur le bouton de départ, le bruit d'un moteur se fait entendre. Celui-ci continue tant que ce bouton est maintenu. Lâchez le détente, le bruit du moteur devient régulier, la course peut commencer. Pressez le détente de la manette de commande pendant la course, le bruit du moteur change à nouveau, comme si des vitesses différentes étaient sélectionnées. En arrêtant toute pression sur la manette, le bruit du moteur redevient régulier.

Ne fonctionne qu'avec un boîtier de branchement Scalextric.

Les 2 manettes de commande mégasound nécessitent 2 piles LR6 (ou l'équivalent). Les piles sont vendues séparément. Celles-ci permettent l'émission du bruit du moteur, elles ne servent pas à actionner les voitures.

C.910 TRESSSES

Lot de 6 tresses de remplacement adaptables sur les guides des voitures.

C.968 LOT DE GUIDES

Pour un remplacement facile et rapide des tresses. Il contient 4 guides gris foncés W.1439 avec tresses incorporées et œuillets de recharge.

C.912 TRANSFORMATEUR PRISE MURALE**C.298 HANDREGLER SCHWARZ****C.180 HANDREGLER GELB****C.183 HANDREGLER BLAU****C.981 HANDREGLER MIT MOTORGERÄUSCH ROT****C.982 HANDREGLER MIT MOTORGERÄUSCH GELB****'MEGASOUND'-HANDREGLER**

Ein Fingergedrück am Scalextric -MegaSound-Handregler gibt dem Renner den echten Geräusch-Effekt.

Sobald die 'Power Base'-Versorgungseinheit angebracht und die Handregler eingesteckt sind, kann das Rennen losgehen. Jetzt den Startknopf drücken und der Motor erwacht zum Leben. Das Start-Geräusch bleibt solange der Knopf gedrückt wird. Sobald der Daumen vom Knopf genommen wird, springt der Motor an und ist kaum noch zu bändigen. Das Rennen kann nun beginnen. Wenn jetzt der Auslösehebel mit dem Zeigefinger gedrückt wird, zeigt das entsprechende Geräusch an, daß das Fahrzeug nun im Rennen liegt. Der Ton ändert sich von Zeit zu Zeit. Als ob verschiedene Gänge eingeschaltet würden. Sobald der Auslösehebel losgelassen wird, hören wir wieder das normale, ungeduldige Motorgeräusch.

Kann nur in Verbindung mit der Scalextric 'Power Base'-Versorgungseinheit verwendet werden.

Jeder Mega-Sound-Handregler benötigt zwei 1,5 V Batterien vom Typ 'AA' (nicht mitgeliefert). Diese Batterien werden nur für das Renngeräusch benötigt und sind für den eigentlichen Betrieb der Fahrzeuge nicht erforderlich.

C.910 STROMABNEHMER 6 STÜCK**C.968 STROMABNEHMER AUSWECHSELBAR 4 STÜCK****C.912 WANDTRANSFORMATOR****C.298 PULSANTE DI CONTROLLO NERO****C.180 PULSANTE DI CONTROLLO GIALLO****C.183 PULSANTE DI CONTROLLO BLU****C.981 PULSANTE MEGASOUND ROSSO****C.982 PULSANTE MEGASOUND GIALLO****PULSANTE MEGASOUND**

L'eccitante suono delle corse è letteralmente sulla punta delle vostre dita con il pulsante Megasound: basta collegarlo all'unità di alimentazione e tutto è pronto.

Tenendo premuto il pulsante 'start' si sente il tipico suono di un motore in avviamento; rilasciando il pulsante il motore comincia a girare al minimo e si è pronti alla partenza: appena si preme l'acceleratore e l'auto parte il suono diventa quello di un motore in corsa, con alti e bassi e cambi di marcia. Rilasciando completamente l'acceleratore il suono ritorna al minimo.

Deve essere collegato all'unità di alimentazione e richiede due batterie tipo 'stilo'. Le batterie sono necessarie per la parte sonora, non per far funzionare la auto.

C.910 CONTATTI STRISCIANTI

Confezione di 6 contatti striscianti. Per sostituire i contatti usurati dei pick-up neri.

C.968 PICK-UP AD INNESTO RAPIDO

Confezione di 4 pick-up grigi W.1439 completi di contatti striscianti ed occhiali di ricambio.

C.912 TRASFORMATORE PER C.177**C.298 KÖRHANDTAG-SVART****C.180 KÖRHANDTAG-GUL****C.183 KÖRHANDTAG-BLÅ****C.981 MEGASOUND KÖRHANDTAG (RÖD)****C.982 MEGASOUND KÖRHANDTAG (GUL)****MEGASOUND KÖRHANDTAG**

Med det fantastiska körhandtaget Scalextric MegaSound hör du bokstavligt talat de dramatiska motorjuden i handen.

MegaSound körhandtag har separat strömförsörjning med två batterier typ Ever Ready HP7 och ger den rätta atmosfären för verkligt avancerad racing.

Med körhandtaget kopplat till Power Base är allt klart för racing på högsta nivå. När du trycker på startknappen vrålar motorn igång. Motorjudet hörs så länge du håller knappen tryckt. När du släpper knappen med tummen hör du hur motorn börjar varva och allt är klart för start. När du trycker på avtryckaren rusar bilen iväg och du hör hur ljudet ändras som om bilen växlade på riktigt. Om du släpper knappen helt sjunker motorvarvet och motorjudet börjar varva igen.

Fungerar bara tillsammans med Scalextric Power Base System.

Körkontroller MegaSound drivs med två stycken batterier typ Ever Ready HP7 eller motsvarande (medföljer ej). Batterierna ger ström till ljudenheten, inte till bilarna.

C.910 BORST FÖR STRÖMUPPTAGNING











Förpackning med 6 reservborst till bilar med svarta styrfänsar.











C.968 FÖRPACKNING MED SNABB UTBYTBARA STYRFÄNSAR

För verkligt snabbt byte av borst för strömupptagning. Innehåller 4 grå styrfänsar (typ W.1439) med färdigmonterade borst och extra nitlar (saddelnitar).

C.912 VÄGGMONTERAD TRANSFORMATOR


2 LANE RACING

DATE			DATE		
CIRCUIT	NAME		CIRCUIT	NAME	
	LENGTH			LENGTH	
RACE	DISTANCE		RACE	DISTANCE	
	NO. OF LAPS			NO. OF LAPS	
		1			2
DRIVER	FORENAME		DRIVER	FORENAME	
	SURNAME			SURNAME	
	AGE			AGE	
VEHICLE	MAKE		VEHICLE	MAKE	
	MODEL			MODEL	
	TEAM			TEAM	
	NUMBER			NUMBER	
RESULTS	FASTEST LAP		RESULTS	FASTEST LAP	
	RACE TIME			RACE TIME	
	AV. SPEED			AV. SPEED	
	POSITION			POSITION	

DATE			DATE		
CIRCUIT	NAME		CIRCUIT	NAME	
	LENGTH			LENGTH	
RACE	DISTANCE		RACE	DISTANCE	
	NO. OF LAPS			NO. OF LAPS	
		1			2
DRIVER	FORENAME		DRIVER	FORENAME	
	SURNAME			SURNAME	
	AGE			AGE	
VEHICLE	MAKE		VEHICLE	MAKE	
	MODEL			MODEL	
	TEAM			TEAM	
	NUMBER			NUMBER	
RESULTS	FASTEST LAP		RESULTS	FASTEST LAP	
	RACE TIME			RACE TIME	
	AV. SPEED			AV. SPEED	
	POSITION			POSITION	

4 LANE RACING

DATE					
CIRCUIT	NAME				
	LENGTH				
RACE	DISTANCE				
	NO. OF LAPS				
		1	2	3	4
DRIVER	FORENAME				
	SURNAME				
	AGE				
VEHICLE	MAKE				
	MODEL				
	TEAM				
	NUMBER				
RESULTS	FASTEST LAP				
	RACE TIME				
	AV. SPEED				
	POSITION				

DATE					
CIRCUIT	NAME				
	LENGTH				
RACE	DISTANCE				
	NO. OF LAPS				
		1	2	3	4
DRIVER	FORENAME				
	SURNAME				
	AGE				
VEHICLE	MAKE				
	MODEL				
	TEAM				
	NUMBER				
RESULTS	FASTEST LAP				
	RACE TIME				
	AV. SPEED				
	POSITION				

AUTO INFORMATION

CATEGORY

CODE NUMBER AND MODEL



ROAD AND RALLY

C.470 FORD XR2I UNROYAL	*				114	72 G	18 0 X 9	18 0 X 9	76
C.416 FORD XR2I REPSOL	*				114	72 G	18 0 X 9	18 0 X 9	76
C.324 FORD ESCORT SHELL/HELIX	*				127	82 G	18 0 X 9	18 0 X 11	80
C.480 MINI METRO 6R4 ESSO					113	72 G	20 0 X 9	20 0 X 9	72
C.399 MINI COOPER BLUE					180	56 G	17 0 X 8	17 0 X 8	64
C.417 MINI COOPER PIRELLI	*				180	56 G	17 0 X 8	17 0 X 8	64
C.478 MINI COOPER MOBIL	*				180	56 G	17 0 X 8	17 0 X 8	64
C.471 FORD ESCORT BARRY SCUBB	*				127	82 G	18 0 X 9	18 0 X 11	80
C.403 FORD ESCORT HENDY	*				127	82 G	18 0 X 9	18 0 X 11	80
C.204 FORD ESCORT PANASONIC	*	*		*	127	82 G	18 0 X 9	18 0 X 11	80
C.579 MONDED DAGENHAM MOTORS	*				139	86 G	19 0 X 10	19 0 X 10	84
C.394 PORSCHE 911 DEMON TWEEDS	*				135	90 G	22 0 X 13	22 0 X 13	72
C.197 ALFA ROMEO 155	*	*		*	137	90 G	19 0 X 10	19 0 X 10	79
C.137 POLICE CAR	*	*	*		139	86 G	18 0 X 8	18 0 X 8	80
C.462 BMW 318i WESTMINSTER	*	*		*	139	86 G	19 0 X 10	19 0 X 10	80
C.251 BMW 318i ESSO ULTRON	*	*		*	139	86 G	19 0 X 10	19 0 X 10	80
C.424 FORD MONDED FORD SPORT	*	*		*	139	86 G	19 0 X 10	19 0 X 10	84
C.882 ZACK & KIMBERLY BATTLE BIKE	*				86	52 G	16 0 X 6	20 0 X 9	55
C.883 TOMMY & TRINI BATTLE BIKE	*				86	52 G	16 0 X 6	20 0 X 9	55
C.884 JASON & TRINI BATTLE BIKE	*				86	52 G	16 0 X 6	20 0 X 9	55
C.885 BILLY & KIMBERLY BATTLE BIKE	*				86	52 G	16 0 X 6	20 0 X 9	55
C.488 RACING TRUCK SILKOLENE	*				122	94 G	20 0 X 14	20 0 X 14	67
C.491 RACING TRUCK BARDAHL	*				122	94 G	20 0 X 14	20 0 X 14	67

SPORTS ENDURANCE

C.402 PORSCHE 962C OMRON	*	*	*		146	76 G	19 0 X 9	19 0 X 9	81
C.452 LAMBORGHINI DIABLO SPOILER	*	*	*	*	139	86 G	18 0 X 8	18 0 X 10	83
C.412 FERRARI F40 ENDURANCE MAXELL	*	*	*	*	137	84 G	18 0 X 8	18 0 X 10	74
C.230 JAGUAR XJ220	*	*	*	*	150	94 G	18 0 X 10	18 0 X 10	82
C.450 FERRARI F40 BRIDGESTONE	*	*	*	*	137	84 G	18 0 X 8	18 0 X 10	74
C.451 LAMBORGHINI DIABLO RACING	*	*	*	*	139	86 G	18 0 X 8	18 0 X 10	83
C.445 SAUBER MERCEDES AEG	*	*	*		146	76 G	20 0 X 9	20 0 X 9	85
C.483 JAGUAR XJ220C ENDURANCE	*	*	*	*	150	94 G	18 0 X 10	18 0 X 10	82

CATEGORY

CODE NUMBER AND MODEL



FORMULA ONE

C.410 FERRARI 643	•				146	66.5 G	21 Ø X 9	21 Ø X 13	90
C.237 BENETTON B183 1994	•				130	58 G	21 Ø X 9	21 Ø X 13	88
C.227 WILLIAMS RENAULT FW15C	•				130	60 G	21 Ø X 9	21 Ø X 13	88

USA RACERS

C.630 TEAM EUROSPORT	•				153	60 G	21 Ø X 9	21 Ø X 13	88
C.194 TEAM DURACELL	•				153	60 G	21 Ø X 9	21 Ø X 13	88

SINGLE SEAT RACERS

C.311 TEAM TEXACO	•				146	62 G	17 Ø X 8	21 Ø X 13	77
C.485 DELARA F1	•				146	62 G	17 Ø X 8	21 Ø X 13	77
C.430 TEAM OMEGA SECURICOR	•				140	62 G	17 Ø X 8	21 Ø X 13	77
C.350 F1 GOLDSTAR					131	64 G	17 Ø X 8	21 Ø X 13	77
C.479 FORMULA X BP	•				123	56 G	17 Ø X 8	21 Ø X 13	65
C.487 FORMULA X FRESHAWK	•				131	52 G	17 Ø X 8	21 Ø X 13	65
C.229 TEAM KOTZING SYSTEMS					131	52 G	17 Ø X 8	21 Ø X 13	65
C.453 TEAM DODGERS					131	52 G	17 Ø X 8	21 Ø X 13	65
C.442 TEAM PIRELLI					131	52 G	17 Ø X 8	21 Ø X 13	65
C.228 TEAM QUDOS					123	56 G	17 Ø X 8	21 Ø X 13	65
C.447 TEAM PENNZOIL	•				146	62 G	17 Ø X 8	21 Ø X 13	77
C.351 F1 EXCHANGE SERVICES					131	66 G	17 Ø X 8	21 Ø X 13	77

RACING CLASSICS

C.241 ALFA ROMEO					155	82 G	26 Ø X 7	26 Ø X 7	105
C.242 BENTLEY					160	94 G	26 Ø X 7	26 Ø X 7	112

POWER AND THE GLORY

C.305 BENTLEY					160	94 G	26 Ø X 7	26 Ø X 7	112
C.097 VANWALL					145	66 G	23 Ø X 7	25 Ø X 7	77
C.094 FERRARI 312B					135	56 G	17 Ø X 8	21 Ø X 13	77
C.095 FORD 3L	•				145	64 G	19 Ø X 7	22 Ø X 8	76
C.093 FORD TYRRELL 007					140	64 G	17 Ø X 8	21 Ø X 13	77

