

Group C Box Stock / EVO

Preamble

- I. This regulation is the comprehensive list of the conformity requirements of the Slot it car models entitled to race. Any modifications not listed are illegal. Some prohibitions may be listed for clarity.
- II. The term “Box Stock” means the condition of the a model, or a spare components in the original packaging, for their intended use.
- III. All the models and the Slot it coded spare parts must comply with the Box Stock condition
- IV. The use of a free choice legal part or component shall not imply any change, replacement or omission not listed in this regulation.
- V. This set of rules covers the Slot.it Group C Box Stock and EVO classes.
The parts allowed in Box Stock class is a subset of those allowed in the EVO class and, whenever necessary, differences are made explicit in the relevant chapter.
- VI. The “Slot Car Accessories in 1/32 scale” catalogue is the only reference for all legal codes. The catalogue is published in the “Download” section of the www.slot.it website and at the link:

http://www.slot.it/immagini/KitPart/SPARE_PARTS_album/index.html

Motor and Tires Hand Out (optional)

The Organisation will hand out the motor, the pinion and three tires to the team/driver by draw. The motor, pinion and tires installation shall be performed under the “parc fermé” condition. The team is allowed to choose two out the three tires, returning back the remaining one. Twelve pairs of tires shall be handed out to cover the entire Championship.

Motors are previously tested measuring RPM's and flowing current, with and without load, to assure the even performance of the whole lot.
Any malfunction of the motor and or the tires shall be considered a race failure not leading to any compensation whatsoever.

The English version is the unique reference for the purpose of rulemaking.
Any translations must be considered only for ease of understanding and the english version shall always prevail.



0. Models

0.1 The Models entitled to the race are:

Porsche 956C LH, Porsche 956 KH, Porsche 962C LH,
Porsche 962C-85, Porsche 962 KH, Porsche 962 IMSA,
Mercedes Sauber C9, Lancia LC2/84, Lancia LC2/85,
Jaguar XJR6/9, Jaguar XJR12, Mazda 787B, Toyota 88C,
Nissan R89C.

Nissan R89C



CA28

Porsche 956C LH



CA02

Porsche 962 IMSA



CA25

Lancia LC2/84



CA08

Porsche 956C KH



CA09

Toyota 88C



CA19

Lancia LC2/85



CA21

Porsche 962C LH / 962C-85



CA03

CA34

Mercedes Sauber C9



CA06

Jaguar XJR6/9



CA07

Porsche 962C KH



CA17

Mazda 787B



CA15

Jaguar XJR12



CA13

- 0.2 Only the modifications, replacements or omissions explicitly listed in this regulation are considered to be legal. Some prohibitions may be listed for clarity.
- 0.3 The maximum width, measured at the tire, must not exceed the width of the body at the respective wheel arch.

1. Configuration

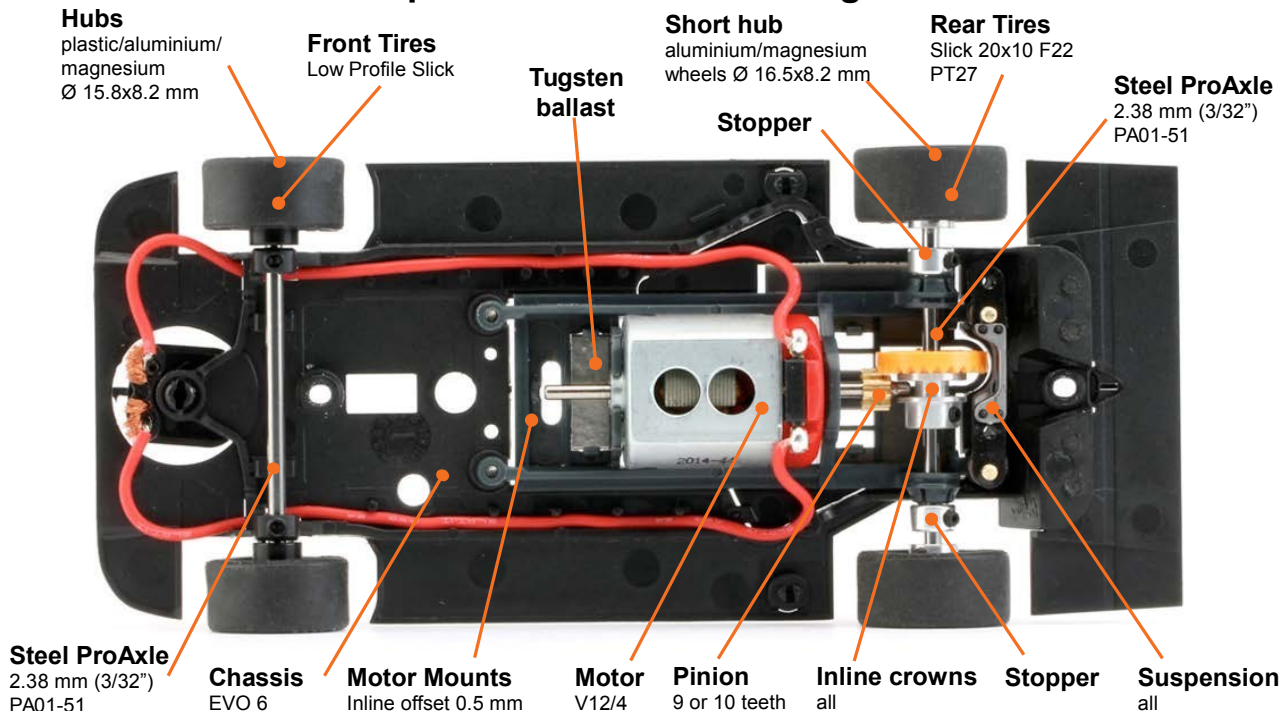
1.1 Group C Box Stock.

Inline Offset 0.5 motor mount, Alum. 16.5 rear wheels plastic 15.8 front wheels, Z=9 pinion, Z=28 bronze crown

1.2 Group C Box Stock Evo.

Inline Offset 0.5 motor mount, any Slot.it 16.5 rear wheels any Slot.it 15.8 front wheels, Z=9/10 pinion, any Slot.it crowns Suspensions and Ballast are allowed

Group C Box Stock Evo configuration



2. Body and Modifications

- 2.1 The body must not be modified.
 - 2.1.1 However the omission of rear mirrors, wipers, side lights, forward hauling hook (even if on the chassis) additional lights and antennas is allowed.
- 2.2 The painting of the factory decorated bodies is optional and shall be on the outside surface only.
- 2.3 White Stock Box bodies must be painted on the outside surface only.
- 2.4 Clear parts must not be painted..
- 2.5 The body posts for the fastening to the chassis can be reinforced by means of a plastic ring.
- 2.6 The body must be fixed to the chassis with all the screws as in the Box Stock car.
- 2.7 Spare components available inside the Box Stock package are considered legal for that model.
 - 2.7.1 "Tear proof" components and plastic cockpits Slot it coded are legal.
- 2.8 Rear wing attachment to the body may be reinforced with resin and / or tape provided that the body shape is not modified and the reinforcement is not on the wing upper surface.
- 2.9 In case of the installation of a Light Kit, the body can be drilled at the location of the front head lights and tail lights consistently with the Led shape.
- 2.10 The Body minimum weight is **18,0 gr**
 - 2.10.1 The ballast possibly required to achieve the minimum weight must be placed under the cockpit.
 - 2.10.2 The minimum body weight is increased by 3.0 g in case of the installation of the SP16 light kit, and by 1.7g in case of the installation of the SP06 light kit.

Allowances and Constraints

Nissan R89 C

- NI1. The minimum weight must be measured without the two rear side fenders.
- NI2. The rear side fenders must be in place at the beginning of the stint. They may be removed only during the first stop as a repair.

Lancia LC2/84

- LA1. The height of the aft post to fasten the body to the chassis can be reduced.

Jaguar XJR6/9 LM & XJR12

- JA1. For all models it is legal to modify the inside of the aft body but limited to avoid the collision with the suspension. It is legal to remove the rear wheel side covers and the related locator pins. It is legal to remove the added rear truss but limited to avoid the collision with the light kit wirings.
- JA2. For the XJR6/9 only it is legal to replace the existing central plate at the rear with the flat type and remove the small side plates at the in the inside aft of the body.
- JA3. For the XJR12 it is legal to remove the forward metal etched lip.

Mazda 787 B

- MA1 It is legal to remove the rear added truss.
- MA2 It is legal to remove the hauling hook from the chassis
- MA3 It is legal to remove the side exhausts at the side suspension locations
- MA4 It is legal to use the four points motor mount.

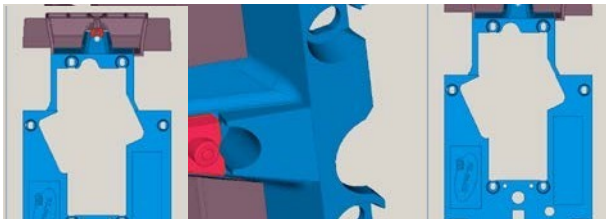
Mercedes C9

- ME1 It is legal to modify the integrated rear truss but limited to avoid the collision with the suspension
- ME2 It is legal to remove the side exhausts supports on the body
- ME3 It is legal to modify the components reproducing the brake air intakes but limited to avoid the collision with the suspension.



3. Chassis and modifications

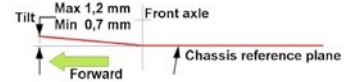
- 3.1 EVO 6 type chassis must be used.
 - 3.1.1 EVO 4 is legal on Mazda models.
- 3.2 The Chassis is the entire assembled set of the Box Stock components.
- 3.3 It is legal to clean the chassis burrs and bevel the side edges as long as gap between the chassis and the body does not exceed 1.0 mm.
- 3.4 The lower surface of the chassis must bear the name of the Team.
- 3.5 The front axle supports (cups) are optional. It is allowed to thin their sides for a good fit on the chassis pins.
- 3.6 M2 grub screws can be used in their assigned location to adjust the front axle riding height.
- 3.7 Front axle plastic bushings are optional. It is legal to replace them with any Slot it coded spherical bushings and a M2 grub screws can be used, in their assigned locations, to adjust their position.
- 3.8 The maximum width of the elongated holes for the screws holding the body is 2.6 mm.
- 3.9 The two triangular chassis inserts may be removed.
- 3.10 The chassis between the front and the rear axle must be flat.
 - 3.9.1 **Porsche 956 KH** - It is admitted to remove from the chassis the red marked part.



- 3.10 The chassis between the front and the rear axle must be flat.

3.10.1 Lancia LC2/85

The chassis for-ward of the front axle deviates from flatness.



Such part is tilted upward and must follow the shape shown in the picture.

- 3.11 The chassis minimum clearance from reference surface plate is 2,2 mm at the rear axle.
 - 3.11.1 Dimensions are with unused race tires installed. Screws can be temporarily fully tightened and suspension springs can be in the uncompressed position.

4. Motor Mount and modifications

- 4.1 The only legal motor mount is the CH70, offset=0,5 mm.
- 4.2 The motor mount cannot be modified.
- 4.3 All Slot it coded bushings are legal.
- 4.4 Bushings cannot be glued in their housing.



5. Axles

- 5.1 All Slot it coded solid cross section axles are legal.
- 5.2 EVO: Up to two stoppers type PA25 or PA57 can be installed on the rear axle.



PA01-x



PA25



PA57

6. Hubs

6.1 Legal front hubs are the 15,8 mm diameter PA17-PL
WH1210-Pl. EVO: + PA17-Al, PA17-Mg, PA24-Als, PA24-Mg.



6.2 Legal rear hubs are the 16,5 mm diameter PA43-Als
EVO: +PA43-Mg, WH1185-Mg.



6.3 The surface facing the tire must be bare clean.

6.4 Wheel covers are mandatory and must be of the GrC type model.



7. Crowns

7.1 Slot it Z=28 in line crowns, bronze: EVO: all Slot.it inline crowns




8. Suspension (EVO only)

- 8.1 Only Slot it coded suspension kits are legal, installed uniquely at the rear / side points.
- 8.2 It is legal to use all the Slot it components dedicated to the suspension.



Magnetic suspension



- 8.3 It is legal to install any combination of the legal components at the rear and side motor chassis attachment points only.



- 8.4 It is legal to modify (stretching or cutting) the suspension springs.

9. Tires

- 9.1 The Rear legal tires are the PT27 (F22) handed out by the Organisation
- 9.2 The Front legal tires are the PT15, PT19, PT1214, visibly marked Slot it.
- 9.3 Tires cannot be glued to the hubs and must be treated uniquely using the liquids given by the Organisation.

Gomme anteriori



10. Motor


- 10.1 The motor is the box stock Slot.it V12/4 23K (orange cap MX16), Z=9 piniopn (EVO: Z=9 or Z=19)
- 10.2 The motor cannot be glued nor secured with tape to the chassis or the motor chassis. However it can be fastened to the motor chassis with screws located in the assigned locations.
- 10.3 It is not legal to make any manoeuvre, including a break in, that may affect the performance of the handed out motor and the use any kind of liquid.



11. Light Kit (optional)

11.1 The light kit must be either SP16c or SP06.

11.1.1 The SP06 must be installed in the assigned location between the motor and front axle.



SP06

11.1.2 The location of the light kit SP16c is free and must be inside the car.

11.1.3 The components of the chip SP16c light kit cannot be separated.



SP16

11.1.4 Original LEDs can be replaced as long as they are white or yellow at the front, and red at the rear
Forward: Led must be round 3 mm diameter.

Rear: led may be round 3 mm diameter or rectangular 2,5 x 5,0 mm.

Double front led are legal if the original model bears two front lights but with a symmetrical colour path.

11.1.5 Cables are free type. Free type switches and connectors and may be used on Light kit cables but must lay entirely inside the car.

12. Washers, Spacers, Screws and Grub Screws

12.1 Washers and spacers are free type, metallic. They are legal in the same positions of box stock models, and at front and rear axles.

12.2 Screws and grub screws are free metallic type.

12.3 It is legal to use the CH 77 caps at the motor mount screw locations.

13. Pick-up

13.1 The legal pick up codes are: CH26, CH10, CH66, CH85

13.2 The guide flag dimensions may be reduced.

13.3 A grub screw may be used in the CH66 pick up hub.

13.4 Old grey pickups are not allowed. Black plastic only.



14. Braids, Wiring and Eyelets

14.1 Braids, power cables, eyelets and the way of securing their electrical continuity are free.

15. Magnets

15.1 Magnets are illegal (unless allowed by local rules)

16. Ballast (EVO only)

16.1 The SP24 and SP25 coded ballast are allowed on the chassis.

16.2 The SP 23, SP 24 and SP 25 ballast are allowed for installation into the dedicated receptacles of the motor mount.

16.3 The ballast must lay inside the chassis perimeter and cannot have any other purpose that increasing the weight.

